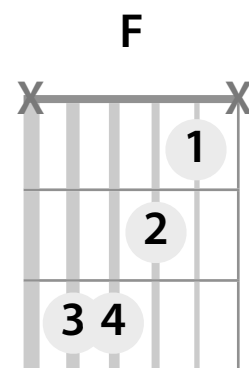
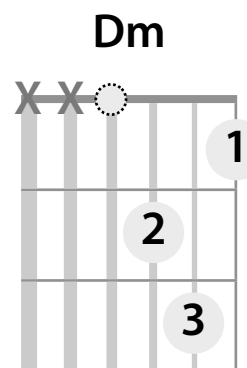
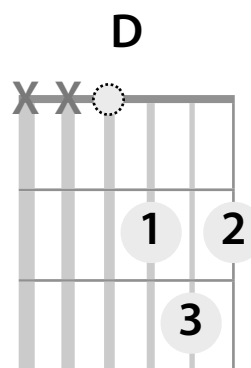
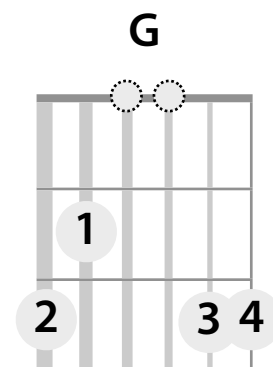
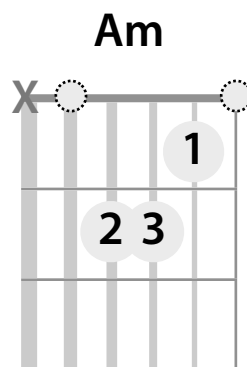
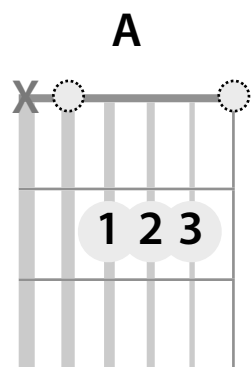
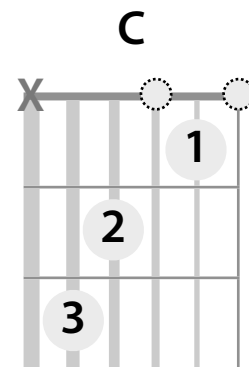
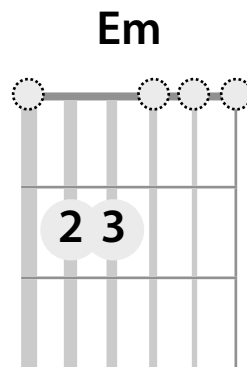
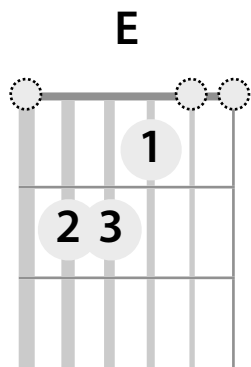


# Open Chords

- Put your fingers down from **LOWEST STRING TO HIGHEST STRING**
- Once you put your finger down, keep it there: **HIT & STICK**

- O = Open
- X = Don't play
- 1, 2, 3, 4 = LH Finger



## EXERCISE: CHANGING CHORDS

- Practice changing chords by going across each row, then down each column.
- Then, try going through all of them in order. After that, try these progressions:

### LEVEL 1

Em-Am  
E-Am  
Em-A  
E-A

*Keep 2 & 3  
together*

### LEVEL 2

Am-C  
A-D  
C-F  
Dm-G

*Some fingers  
will stay on the  
same spot, or on  
the same string*

### LEVEL 3

Em-C  
Em-G  
G-C  
G-F

*Low to High!  
Hit & Stick!*