

# Rebel Yell

Words & Music by Billy Idol & Steve Stevens

♩ = 166

Bm<sup>7</sup>



Gmaj<sup>7</sup>



F<sup>♯</sup>m<sup>7</sup>



Bm/E



Gmaj<sup>7</sup>



F<sup>♯</sup>m<sup>7</sup>



Bm/E



D<sup>5</sup>



A<sup>5</sup>



Bm



Bm



1. Last night, a lit - tle dan - cer came dan - cing to my door,  
 2. She don't like slav - ery, she won't sit and beg,

D/A



last night a lit - tle an - gel came  
 but when I'm tired and lone - ly she

D/G



Bm



pump - ing on the floor.  
 sees me to bed.  
 She said "A - come.  
 What set you

D/A



ba - by, got a li - cense for love,  
 free and brought you to me babe?  
 and if it ex -  
 What set you

D/G



- pires \_\_\_\_\_ pray help from a - bove." } Be - cause: \_\_\_\_\_  
 free, \_\_\_\_\_ I need you here by mc.

Bm



In the mid - night hour \_\_\_\_\_ she cried more, more, more, \_\_\_\_\_

D/A



Gmaj7





with a re - bel yell \_\_\_\_\_ she cried more, more, more. \_\_\_\_\_


Bm



In the mid - night hour, \_\_\_\_\_ babe, more, more, more, \_\_\_\_\_



D/A  Gmaj7  1. *To Coda* ☉


with a re-bel yell, — more, more, more, — more, more






more...






2. Gmaj7  F#m7 




Bm/E  Gmaj7  F#m7 

A-he lives in a - his own hea-ven, col-



Bm/E  Gmaj7 





- lects it to go from the Se - ven E - le - ven.




F#m7  Bm/E  Gmaj7 

Well, he's out all night to col - lect a fare.



F#m7  Bm/E  D5  A5 

just so long, just so long it don't mess up his hair.



Bm7 



Bm



(Guitar solo)

The first system of music features a guitar part with a Bm chord diagram and a piano accompaniment. The piano part consists of a steady eighth-note bass line in the left hand and chords with a 7th fret barre in the right hand.

D/A



D/G



The second system continues the piano accompaniment with D/A and D/G chords. The guitar part remains silent.

N.C.

The third system is marked N.C. (No Chords). The guitar part has 'x' marks on the strings, and the piano part continues with the same bass line.

I walked the walls\_\_\_\_\_ for you\_\_\_\_\_ babe,.




The fourth system shows the vocal line with lyrics and a piano accompaniment. The piano part features a sustained chord in the right hand and the same eighth-note bass line in the left hand.

a thou - sand miles for you...


I dried your tears of pain,

a mil - lion times for you...

**Bm**  
I'd sell my soul, for you babe...

Bm/A  Gmaj7  Em 


for mo-ney to burn\_\_\_ for you\_\_\_




Bm 

I give you all\_\_\_ and have none, babe, just - a,




Bm/A  Gmaj7 


just - a, just - a a - just - a to have you here by me.




Em  D.S. al Coda

Be- cause:



♢ Coda Em9 

more, more






Bm




more...




D/A




{ Ooh, yeah, lit - tle ba - by, } she want more,  
 { Ooh, yeah, lit - tle an - gel, }




Gmaj7



Em<sup>9</sup>



Bm<sup>7</sup>



more, more, more, more, more...

