

DON'T STOP THE MUSIC

Words and Music by TOR ERIK HERMANSEN
FRANKIE STORM, MIKKEL ERIKSEN
and MICHAEL JACKSON

Moderately fast Dance groove

N.C.

Please don't stop the mu - sic, mu - sic, mu - sic, mu - sic.
(Vocal gradually fades out)

mf

Please don't stop the mu - sic, mu - sic,
(Vocal gradually fades out)

mu - sic, mu - sic. Please don't stop the

2

It's get - tin' late, I'm mak - in' my way o - ver to my

fav - 'rite place. I got - ta get my bod - y mov - in', shake the stress a - way. I was - n't

look - in' for no - bod - y when you looked my way, pos - si - ble can - di - date, yeah.

Who knew that you'd be up in here look - in' like you do? You're

mak - in' stay - in' o - ver here im - pos - si - ble. Ba - by, I must say your au - ra is in -

cred - i - ble. — If you don't have to go, — don't. — Do you know what you start - ed?

I just came here to par - ty, but now we're rock - in' on the dance floor act - in' naugh - ty.

Your hands a - round my waist. — Just let the mu - sic play. — We're hand in hand, chest to

D

chest, and now we're face to face. I wan - na take you — a - way. Let's es - cape in - to the

This system contains the first two staves of music. The top staff is the vocal line, and the bottom two staves are the piano accompaniment. A guitar chord diagram for D major is shown above the first measure of the vocal line.

F#m

mu - sic, — D - J, let — it play. I just can't re - fuse it, like the way you

This system contains the next two staves of music. A guitar chord diagram for F#m is shown above the first measure of the vocal line.

do this. Keep on rock - in' to it. Please don't stop the, please don't stop the mu - sic.

This system contains the next two staves of music.

D

I wan - na take you — a - way. Let's es - cape in - to the mu - sic, — D - J, let — it

This system contains the final two staves of music. A guitar chord diagram for D major is shown above the first measure of the vocal line.

F#m

play. I just can't re - fuse it, like the way you do this. Keep on rock - in'

To Coda ⊕

D

to it. Please don't stop the, please don't stop the, please don't stop the mu - sic.

Ba - by, are you read - y 'cause it's get - tin' close? Don't you feel the pas - sion read - y

F#m

to ex - plode? — What goes on be - tween us no one has to know. — This is a

D.S. al Coda

pri - vate show, _____ oh. _____

CODA

please don't stop the, please don't stop the
(Ma ma

D

mu - sic.
se, ma ma sa, ma ma ___ coo sa. ___ Ma ma se, ma ma sa, ma ma ___ coo sa. Ma ma

se, ma ma sa, ma ma ___ coo sa. ___ Ma ma se, ma ma sa, ma ma ___ coo sa. Ma ma
Please don't stop the

F#m

se, ma ma sa, ma ma ___ coo sa. ___ Ma ma se, ma ma sa, ma ma ___ coo sa. Ma ma
mu - sic.

se, ma ma sa, ma ma — coo sa. — Ma ma se, ma ma sa, ma ma — coo sa.) Please don't stop the

D


mu - sic, mu - sic, mu - sic, mu - sic. (Ma ma se, ma ma sa, ma ma — coo sa. — Ma ma

F#m


se, ma ma sa, ma ma.) Please don't stop the mu - sic. (Ma ma

se, ma ma sa, ma ma — coo sa. Ma ma se, ma ma sa, ma ma — coo sa. — Ma ma


D




se, ma ma sa, ma ma — coo sa.) I wan - na take you — a - way. Let's es - cape in - to the



F#m



mu - sic, — D - J, let — it play. I just can't re - fuse it, like the way you



do this. Keep on rock - in' to it. Please don't stop the, please don't stop the mu - sic.



D



I wan - na take you — a - way. Let's es - cape in - to the mu - sic, — D - J, let — it



F#m



play. I just can't re - fuse it, like the way you do this. Keep on rock - in'

to it. Please don't stop the, please don't stop the, please don't stop the (Ma ma

D



mu - sic.
se, ma ma sa, ma ma — coo sa. — Ma ma se, ma ma sa, ma ma — coo sa. Ma ma

se, ma ma sa, ma ma — coo sa. — Ma ma se, ma ma sa, ma ma — coo sa. Ma ma
Please don't stop the

F#m

se, ma ma sa, ma ma__ coo sa. Ma ma se, ma ma sa, ma ma__ coo sa. Ma ma
mu - sic.

se, ma ma sa, ma ma__ coo sa. Ma ma se, ma ma sa, ma ma__ coo sa. Ma ma
Please don't stop the

N.C.

se, ma ma sa, ma ma__ coo sa. Ma ma se, ma ma sa, ma ma__ coo sa. Ma ma
mu - sic.

se, ma ma sa, ma ma__ coo sa. Ma ma se, ma ma sa, ma ma__ coo sa.)
Please don't stop the mu - sic, mu - sic.