

Transcribed
SCORES®

BEN FOLDS FIVE

and Selections from Naked Baby Photo



BEN FOLDS FIVE

and Selections from Naked Baby Photos

- | | | | |
|----|-------------------|-----|--------------------------|
| 4 | Jackson Cannery | 74 | Best Imitation of Myself |
| 11 | Philosophy | 80 | Video |
| 20 | Julianne | 89 | The Last Polka |
| 25 | Where's Summer B? | 103 | Boxing |
| 33 | Alice Childress | 114 | Tom and Mary |
| 40 | Underground | 121 | Eddie Walker |
| 52 | Sports & Wine | 127 | Emaline |
| 65 | Uncle Walter | 139 | Bad Idea |

Jackson Cannery

Words and Music by Ben Folds

Chord diagrams for guitar:

- C9: 21333
- D9: 21333
- E7: 1314
- G7: 131211
- C(on G): 113331
- D: 1333
- F#7: 13 24
- G13: 1 234
- Bsus4(on G^b): 1 234
- G: 3211
- A9: 21314
- A7: 131211
- Gm(on C): 13111
- Bm: 13421
- C(on D): 1112
- Gmaj9: 21413
- D7: 1314
- G#dim: 2 131
- Bm7: 13121

Intro.

Vocal: Gm(on C)

Keyboard: Gm(on C)

Bass: Gm(on C)

Drums: Gm(on C)

A

Vocal: Gm(on C), D7(9), E7

Keyboard: Gm(on C), D7(9), E7

Bass: Gm(on C), D7(9), E7

Drums: Gm(on C), D7(9), E7

Stop the bus, I wan - na be lone - ly, When sec - onds pass slow - ly And years —
 All she wants — is food on the ta - ble, and I won't be a - ble to bring

Copyright © 1995 Sony/ATV Songs LLC and Fresh Avery Music
 All Rights Administered by Sony/ATV Music Publishing, 8 Music Square West, Nashville, TN 37203
 International Copyright Secured All Rights Reserved

Chords: G7, C(onG), G7, D, F#7

Vocal: go fly - ing by — You got - ta stop the bus, I'll get off here,
it home — All — I want — Come on, —

2x

Chords: G7(13), B(onG#), G7

Vocal: E - nough's e - nough and I'm leav - ing this fac - to - ry —
cause all — I need

1.

Chords: Bsus4(onG#), G7, D, G, D, G, D, G, D

Vocal: yeah, is free 'cause I'm a fac - to - ry —

2.

B A7(9) G7(13) C7 D G D E7

Vocal: Did Moth - er Na - ture tell you, "Boy, you come and go as you please" ——— That's what she said —

Keyboard: (W/Dist.)

Bass: (T/B) 5 5 5 5 3 3 3 2 | 3 3 1 2 5 2 5 5 | 5 5 5 5 1 2

Drums: D.S.x

E7 G7 A7

Vocal: — to me But big broth - er got the keys — and I got Jack - son Can - ner - y

Keyboard: (Dist.off)

Bass: (T/B) 2 2 | 2 3 4 5 | 3 3 3 4 | 5 5 7 7 (5) 5 5 7

Drums: D.S.x

D G D Gm(onC) D G D Gm(onC)

Vocal: Woh, ——— woh ——— Woh, ———

Keyboard: 1x tacet

Bass: (T/B) 5 3 | 5 5 2 3 | 3 3 3 3 | 3 3 3 3 | 5 3 | 5 5 2 3

Drums: D.S.x

Vocal

Gm(onC) to ⊕ D

woh

Keyboard

Bass

Drums

Vocal

Gm(onC) D7(9) E7 G7

Mil - lion - aires and mill - rats live side by side, — Messed up my broth - er's mind He's far from earth — Tell me —

Keyboard

Bass

Drums

Vocal

G7 D F#7 G7(13) Bsus4(onG#)

— What's he worth? The same — as you? The same as me

Keyboard

Bass

Drums

Coda

Vocal
in this fac - to - ry

Keyboard

Bass

Drums

D.S.

Vocal
It's four in the morn - ing, moth - er don't know — that I'm go - ing far a - way She's whis - per - ing to —

Keyboard

Bass

Drums

Vocal
— the moon — I hope_ he don't — join_ you soon Ba - by boss_ climbs

Keyboard

Bass

Drums

(W/ Dist.)

6

Vocal
 Ooh, ^{D7(9)} up on his soap - box ^{E7} ooh, Great Cae - sar's Ghost knows what's ^{G7} best for me ^{C(onG)}

Keyboard

Bass

Drums

Vocal
^{G7} Stop the bus! — ^E Did Moth - er Na - ture tell you, ^{G7(13)} "Boy, you come and go as you please" ^{C7(9)} That's what she said. ^D ^G ^D ^{E7}

Keyboard
gliss.

Bass

Drums

Vocal
^{E7} to me but, ^{G7} big broth - er got the keys — and I got Jack - son Can - ner - y ^{A7}

Keyboard

Bass
 (Dist. off)

Drums
 (H.H.)

G7 A7 G7 A7 G[#]dim

Vocal
Big broth - er got the keys — and I got Jack - son Can - ner - y Big broth - er got the keys — and I got Jack - son Can - ner - y —

Keyboard

Bass

Drums

G[#]dim G7⁽¹³⁾ C7⁽⁹⁾ D Bm7

Vocal

Keyboard

Bass

Drums

Gmaj7 A7 Gm(onC)

Vocal

Keyboard

Bass

Drums

Philosophy

Words and Music by Ben Folds

Intro.

Chords: C G(on C) Am(on C) Caug Dm7 G Dm7 G

Chords: C G(on C) Am(on C) Caug Dm7 G Dm7

Distortion: (Distortion)

Drums: (Ride)

Copyright © 1995 Sony/ATV Songs LLC and Fresh Avery Music
 All Rights Administered by Sony/ATV Music Publishing, 8 Music Square West, Nashville, TN 37203
 International Copyright Secured All Rights Reserved

Chorus

Vocal: G F(onG) G F(onG) G F(onG) G F(onG)

Keyboard: *8va bassa* → (8va bassa) ↑ (Dist.) ↓

Bass: T A B 3 3 3 3 3 3 3 3

Drums

Perc.

Won't you

Vocal: A C F C Em F D7(onF#)

look up at the sky line, at the mor-tar blocks and glass, and check out the re-flec-tions in my

Keyboard

Bass: T A B

Drums

Perc.

Vocal: Gsus4 G C F C Em7

eyes You see, they al-ways used to be there E-ven when this all was grass And I

Keyboard

Bass: T A B

Drums

Perc.

Vocal

F D7(onF#) F(onG) G Fmaj7

sang and danced a-bout a high-rise. And you were laugh-ing at my

Keyboard

Bass

Perc. Drums

(Ride)

Vocal

Gadd9 Fmaj7 G F(onG) G F(onG)

hel-met hat, laugh-ing at my torch

Keyboard

Bass

Perc. Drums

♩ *va* *bassa*

Vocal

1. Cmaj7 C6 Caug Dm7 G

Go a-head, you can laugh all you want I got my phil-o-soph-y Keeps my

Keyboard

Bass

Perc. Drums

(Distortion)

(H.H.)

(Tambourine)

Vocal: feet on the ground, and I trust it like the ground. And that's why my phil-o-
 Keyboard: *Chords: Dm7, G, C, Cmaj7, C6, Caug*
 Bass: *Fingerings: 5 5 5 5 3 3 3 5 2, 3 3 3 3 3 3 3 3, 3 3 3 3 2 3 4*
 Drums: *Patterns: /, /, D.S.1x*
 Perc.: *Patterns: /, /, /*

Vocal: -soph-y, it keeps me { walk-ing when I'm fall-ing down down
 Keyboard: *Chords: Dm7, G, Dm7, G*
 Bass: *Fingerings: 5 5 5 5 3 3, 5 5, 3 3 5 3 3 3 3*
 Drums: *Patterns: /, /, /, /, /, /, /, /*
 Perc.: *Patterns: /, /, /, /, /, /, /, /*
Annotations: to 1., 8va bassa

Vocal: I see that there is e-vil and I know that there is good, and the
 take this all for grant-ed, you take the mor-tar, block-and glass, and you for-
 Keyboard: *Chords: G, C, F, C, Em*
 Bass: *Fingerings: 3 3 5 5 5 5, 3 3 3 3 3 3 3 3, 3 3 0 0 0 0*
 Drums: *Patterns: /, /, /, /, /, /, /, /*
 Perc.: *Patterns: /, /, /, /, /, /, /, /*
Annotations: (Dist.), (H.H.Open)

Vocal

F D7(onF#) Gsus4 G C F

in - be - tweens I nev - er un - der - stood Would you look at me? I'm cra - zy, but I
- get the speech that moved the stone But it's real - ly not that you can't see the

Keyboard

Bass

Drums

Perc.

D.S.2.x

Vocal

C Em F D7(onF#) to 2. Gsus4 G

get the job done Yeah I'm cra - zy but I get the job done And I say,
for - est for the trees You nev - er been out in the woods a -

Keyboard

Bass

Drums

Perc.

(8va bassa) ↑

(H.H.open) ↓

Coda 1.

G D Am Ammaj7 Am7 Am6

I pushed you 'cause I loved you guys I did - n't re - al - ize you weren't

Keyboard

Bass

Drums

Perc.

(8va bassa) ↑

(Dist.) ↓

Vocal *Gm7* *Gm7(onC)* *F* *G*
 hav - ing fun — And I dragged you up the stairs and I told you to fly — You were flap —

Keyboard

Bass *8va bassa* →

Perc. Drums

Vocal *F* *G* *Am* *B7*
 - ping your arms. — you start - ed to cry — you were too high, no, too high

Keyboard *8va*

Bass *(8va bassa)* ↑

Perc. Drums

Vocal *C* *G(onC)* *Am(onC)* *Caug* *Dm7* *G* *Dm7* *G7*
 You may

Keyboard

Bass

Perc. Drums

D.S.2.

Coda 2.

Vocal: F(onG) | E C | G(onC) | Am(onC) | Caug
 - lone So, you can laugh all you want to, but I got my phil - o -

Keyboard: (8va bassa) (Distortion)

Bass: Fretboard diagrams for bass line.

Drums: Percussion patterns.

Perc.:

Vocal: Dm7 | G | Dm7 | G | C | Cmaj7
 - soph-y Keeps my feet on the ground And I love you, you're my friend,

Keyboard:

Bass: Fretboard diagrams for bass line.

Drums:

Perc.:

Vocal: C6 | Caug | Dm7 | G | Dm7 | G | F(onG)
 but you got no phil - o - soph-y, and now it's time for this song to end

Keyboard:

Bass: Fretboard diagrams for bass line.

Drums:

Perc.:

Vocal: G F(onG) G F(onG) G F(onG) G

Keyboard: *gliss.* *gliss.* 8va → 8va bassa →

Bass: T A B ⑤ ⑤ 3 3 5 3 3 3 5 3

Drums: Perc.

Vocal: G [F] G

Keyboard: (8va) ↓

Bass: T A B 3 3 5 3 3 0 1 2 3 3 5 5 5 5 3 3 0

Drums: Perc. (Half Open) →

Vocal: G

Keyboard: % % % %

Bass: T A B % % % %

Drums: Perc.

Vocal

Keyboard

Bass

Perc. Drums

G

8^{va}

16^{ma} →

(8^{va} bassa) ↗

8^{va} →

3 3 5 5 5 5 3 3 3 3 2 3 4 5 5 5 5 5 5 5 5 5

(Half Open)

Vocal

Keyboard

Bass

Perc. Drums

G

(16^{ma}) ↘

8^{va}

(8^{va}) ↗

5 5 5 5 5 5 9 10 7 8

Vocal

Keyboard

Bass

Perc. Drums

G F(onG) G F(onG) G F(onG) G F(onG) G

8^{va} bassa →

10 12 10 12 10 12 10 12 10 12 10 12 10 12

Julianne

Words and Music by Ben Folds

Gmaj7(on A) D B Em7
5fr 5fr 7fr
 G A A7 C
5fr 5fr
 4321 1333 13331 1312
 134211 134211 131211 13331

A Gmaj7(onA) D Gmaj7(onA) D

I met this girl, She looked like Ax - l Rose ___ Got drunk and took her home and we slept in our clothes _

B Em D G A

And in the morn - ing put my feet on the floor ___ and thought Be - ing a - wake nev - er felt like this ___ be - fore

(Distortion)

(Crasher)

(Glass)

Copyright © 1995 Sony/ATV Songs LLC
 All Rights Administered by Sony/ATV Music Publishing, 8 Music Square West, Nashville, TN 37203
 International Copyright Secured All Rights Reserved

B Gmaj7(onA) D Gmaj7(onA)

Vocal: And Jul - i - anne, you know she would - n't ap - prove —
 my friend she told me she felt sor - ry for me —
 This week I feel like I've been born a - gain —
 Talked all day on the phone 'cause I had
 She said the truth would come crash - ing
 I know that Jul - i - anne, she would

Keyboard: D.S.x tacet

Bass: 5 5 5 5 5 5 5 5 5 5 5 5 5 5 5 5

Drums: 2x D.S.x D.S.x

Perc.:

D B Em D

Vocal: noth - ing to do —
 down on me, —
 have a fit —
 Got rid of Ax - l by the af - ter - noon —
 that I'd be sor - ry, but the truth of it is —
 She'd find a rea - son for the things that I did —

Keyboard:

Bass: 2 2 2 2 2 2 2 2 2 2 2 2 5 5 5 5

Drums: D.S.x 2x D.S.x 2x D.S.x 2x

Perc.:

G A **C** Gmaj7(onA)

Vocal: Be - ing a - wake ne - ver felt so clear and blue
 that I feel guil - ty for not giv - ing a — shit
 And give me cred - it for the things that I nev - er been (D.S.x tacet) Ooh }
 Ooh }

Keyboard: 2x 2x 2x

Bass: 2x 2x 2x

Bass: 3 3 3 3 5 5 5 6 6 6 6 5 2 3 4 5 5 5 5 5 5 5 5

Drums: 2x D.S.x 2x

Perc.:

Vocal

That's all I knew, — guess — that I was in - no - cent too —

{ 1.2.) I'll sing a song, — yeah, and it
 { 3.) Yeah, I can try — just as

Keyboard

Bass

Drums

Perc.

Chords: D, Gmaj7(onA), A7, D, B

Vocal

won't be the blues — 'cause I don't — miss Jul - i - anne —
 hard as I can — and I don't — miss Jul - i - anne —

Keyboard

Bass

Drums

Perc.

Chords: Em, D, G, A, to 1. D, Gmaj7(onA)

Annotations: 2.3x, 2.3x, 8va, Half Open

Vocal

1

Keyboard

Bass

Drums

Perc.

Chords: D, Gmaj7(onA), D, 2. D

Annotations: 3, (8va), (Half Open)

D B C B C D

Vocal: got my bag of trash, I got my bag of trash, I'm walk - ing up and down and drag it up and down the road How

Keyboard: [Musical notation]

Bass: [Musical notation]

Drums: [Musical notation]

Perc.: (Crusher)

B C B C D

Vocal: could she miss a man who drags a bag of trash down the road?

Keyboard: [Musical notation]

Bass: [Musical notation]

Drums: [Musical notation]

Perc.: [Musical notation]

E Gmaj7(onA) D Gmaj7(onA) D B

Vocal: [Musical notation]

Keyboard: [Musical notation]

Bass: [Musical notation]

Drums: [Musical notation]

Perc.: [Musical notation]

Em D G

Vocal

Keyboard (8va)

Bass

Drums

Perc.

Coda

D

Ah

D.S.

F Gmaj7(onA) D Gmaj7(onA) A7 D

Vocal

Keyboard

Bass

Drums

Perc.

ooh, that's all I knew, Guess that I was in - no - cent too

gliss.

B Em D G A D

Vocal

Keyboard

Bass

Drums

Perc.

Yeah, I can try just as hard as I can, but I don't miss Jul - i - anne

Where's Summer B. ?

Words and Music by Ben Folds and Darren Jessee

Intro.

Vocal: E Bm7 E Bm7

Keyboard: (Musical notation)

Bass: (Distortion) (Musical notation)

Drums: (Musical notation)

Perc.: (Musical notation)

Vocal: Bm7 A E Bm7

I'd like to tell you, like to tell
I tried to tell you, like to tell

Keyboard: (Musical notation)

Bass: (Dist.) (Musical notation)

Drums: (Musical notation)

Perc.: (Musical notation)

Copyright © 1995 Sony/ATV Songs LLC and hair sucker songs
 All Rights Administered by Sony/ATV Music Publishing, 8 Music Square West, Nashville, TN 37203
 International Copyright Secured All Rights Reserved

Vocal

E Bm7 E Bm7

— you, tell you ev - 'ry - thing — 'cause noth - ing chang - es ev - er chang -
 you Took a lit - tle bit — too long And now your phone — is dis - con - nect -

Keyboard

Bass

Drums

Perc.

Vocal

E Bm7 Dmaj7⁽⁹⁾ Gmaj7

- es, noth - ing seems — the same — these Dave's been a mess — since Cher - yl left
 ed, and your shit's — out on the lawn days The Hard - back Ca - fe closed — down,

Keyboard

Bass

Drums

Perc.

2x only →
 (Tambourine)

Vocal

Dmaj7⁽⁹⁾ Gmaj7 Dmaj7⁽⁹⁾

Just sits — at home — Of and beats — back death — You and Beth still a wears —
 now we've — got got fice Town — You should Beth still a stuck —

Keyboard

Bass

Drums

Perc.

2x
 (2x)

Chords: Gmaj7, Cmaj7, Ah, Dsus4, D

Vocal: that stu - pid dress
a - round

Keyboard: *8va bassa* (Distortion)

Bass: 5 5 2 0 | 3 3 3 3 | 5 (5) 5 (5) 5 (5) 5 (7)

Drums: (2x only)

Perc.:

Chords: Bm7, E, E(onD), Cmaj7, Ah, Dsus4, D

Vocal: There goes Joe Cap a - ro a - gain
There go Ross and Frank a - gain

Keyboard:

Bass: 2 2 2 2 | 2 2 2 0 2 0

Drums: % % % %

Perc.:

Chords: Bm7, E, E(onD), Cmaj7, Ah, Dsus4, D

Vocal: with Dar - ren's girl - friend
They're hold - ing hands

Keyboard:

Bass: 4 4

Drums: % % % %

Perc.:

Chords: Bm7, E, E(onD), Cmaj7

Vocal: They're ask - ing where ya been, like I know Where ya
They're ask - ing where ya been, like I know Where ya

Keyboard: [Musical notation]

Bass: [Musical notation]

Drums: [Musical notation]

Perc.: [Musical notation]

Chords: C(onD), E, Bm7

Vocal: been? hey Sum - mer, where ya been?
been? hey Sum - mer, where ya been?

Keyboard: [Musical notation]

Bass: [Musical notation]

Drums: [Musical notation]

Perc.: [Musical notation]

Chords: Bm7, E, Bm7, E, Bm7

Vocal: (Ooh ooh ooh) (Ooh ooh ooh)

Keyboard: [Musical notation]

Bass: [Musical notation]

Drums: [Musical notation]

Perc.: [Musical notation]

Vocal: E Bm7 1. Bm7 2. C Am7
I could take a

Keyboard: [Musical notation]

Bass: [Musical notation] (Dist.)

Drums: [Musical notation]

Perc.: [Musical notation]

Vocal: C(onD) Gmaj7 Cmaj7 Fmaj7
train and fly a way, may be write a book and change my name

Keyboard: [Musical notation]

Bass: [Musical notation]

Drums: [Musical notation]

Perc.: [Musical notation]

Vocal: D7(9) D E Bm7 E Bm7
I could set -tle down

Keyboard: [Musical notation]

Bass: [Musical notation] (Distortion)

Drums: [Musical notation]

Perc.: [Musical notation] (Shaker)

E Bm7 E Bm7

1. 2. 3. 4.

E Bm7(onE)

1. 2. 3. 4.

B F 3 times Repeat

1. 2. 3. 4.

Vocal *Dsus4* *D* *Bm7* *E* *E(onD)*

There goes Joe Cap a ro a gain
 There's Ross and Hey, Frank, Sum they're hold ing hands
 mer, where you been?

Keyboard 2.3x 3x

Bass

Drums

Perc.

Vocal *Cmaj7* *Dsus4* *D* *Bm7*

Hey, that's Darren's
 They've been ask
 Ah ah ah

Keyboard 3x

Bass 4 4

Drums

Perc.

Vocal *E* *E(onD)* *Cmaj7* *Dsus4* *D*

ing girl friend But Sum mer won't care, we'll
 ah where ya been?

Keyboard 2.3x

Bass

Drums 2x 3x

Perc.

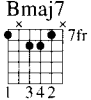
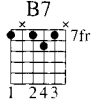
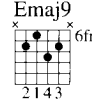
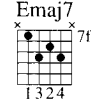

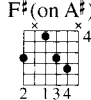
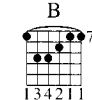

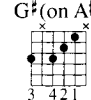
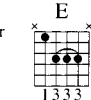
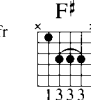











Vocal: fly a - way — or set - tle down, — but hey, —
 Chords: Bm7, E, E(onD), Cmaj7
 Keyboard: [Musical notation]
 Bass: [Musical notation]
 Drums: [Musical notation]
 Perc.: [Musical notation]

Vocal: hey Sum - mer, where — ya been? —
 Chords: C(onD), G E, Bm7, E, Bm7
 Keyboard: [Musical notation]
 Bass: [Musical notation] (8 va bassa)
 Drums: [Musical notation]
 Perc.: [Musical notation]

Vocal: (Ooh ooh ooh —)
 Chords: Bm7, E, Bm7, E, Bm7
 Keyboard: [Musical notation]
 Bass: [Musical notation]
 Drums: [Musical notation]
 Perc.: [Musical notation]

Alice Childress

Words and Music by Ben Folds and Anna Goodman

 Bmaj7 1 3 4 2	 B7 1 2 4 3	 Emaj9 2 1 4 3	 Emaj7 1 3 2 4	 G#m 1 3 4 1 1 1	 F#(on A#) 2 1 3 4	 B 1 3 4 2 1 1	 F#(on G#) 3 4 2 1	 G#(on A#) 3 4 2 1	 E 1 3 3 3	 F# 1 3 3 3
 C#m7 1 3 1 2 1	 E(on F#) 2 3 1	 B(on D#) 3 1 1 4	 G#m7 2 3 3 3	 D#m7 1 3 1 2 1	 D(on E) 1 3 2	 C(on D) 1	 Gmaj9 3 1 2	 Gmaj7 1 3 4 2	 B7sus4 1 3 1 4 1 1	 B(on D) 2 1 1 1

Intro.

Vocal: N.C. | Bmaj7 | B7 | Emaj7

Keyboard: [Musical notation for keyboard part]

Bass: [Musical notation for bass part]

Drums: [Musical notation for drums part]

Vocal: Bmaj7 | B7 | 1. Emaj7 | 2. Emaj7

Keyboard: [Musical notation for keyboard part]

Bass: [Musical notation for bass part]

Drums: [Musical notation for drums part]

Copyright © 1995 Sony/ATV Songs LLC, Fresh Avery Music and Annabananna Songs
 All Rights Administered by Sony/ATV Music Publishing, 8 Music Square West, Nashville, TN 37203
 International Copyright Secured All Rights Reserved

Vocal

Chorus

A

G[#]m **F[#](onA[#])** **B** **Emaj7** **G[#]m** **F[#](onA[#])**

A - lice, the world is full of ug - ly things That you - can't change I walk on down the hill, - Pre - tend it's not that way.

Keyboard

Bass

Drums

Vocal

F[#](onG[#]) **G[#](onA[#])** **Emaj7** **F[#]** **B** **Emaj7**

and may-be buy a beer I think a-bout my friends, some-times I wish they lived out - here, but they it's my i - dea of faith You can blow it off and say there's good in near - ly ev - ery - one, just

Keyboard

Bass

Drums

Vocal

C[#]m7 **F[#]7** **B** **E** **B(onD[#])**

would - n't dig this town, no they would - n't dig this town - give them all a chance, A - lice give them all a chance -

Keyboard

Bass

Drums

Vocal: $F^\sharp(onG^\sharp)$ $G^\sharp(onA^\sharp)$ \otimes \boxed{B} E $B(onD^\sharp)$ $G^\sharp m7$ $F^\sharp(onA^\sharp)$ B $D^\sharp m7$

Try not to think — a - bout — it, A - lice Chil - dress

Keyboard: [Musical notation]

Bass: [Musical notation]

Drums: [Musical notation]

Vocal: E $B(onD^\sharp)$ $F^\sharp(onG^\sharp)$ $G^\sharp(onA^\sharp)$ E $B(onD^\sharp)$

Try not to think — a - bout — it an - y - more

Try not to think — a - bout — it,
3x (It's get - ting late — where you — are)

Keyboard: [Musical notation]

Bass: [Musical notation]

Drums: [Musical notation]

Vocal: $G^\sharp m7$ $F^\sharp(onA^\sharp)$ B $D^\sharp m7$ E $B(onD^\sharp)$ $F^\sharp(onG^\sharp)$

A - lice Chil - dress, a - ny - more no — not —

Keyboard: [Musical notation]

Bass: [Musical notation]

Drums: [Musical notation]

Vocal E(onF#) 1.2 x only to 1. Bmaj7 B7 Emaj7
 a - ny - more, oh.

Keyboard

Bass 2.3x 2.3x 2 4 6 7 7 7 7 0 2 4

Drums 2x 3x

Vocal Bmaj7 B7 Emaj7 2. D(onE)
 No, it did - n't work - out -

Keyboard

Bass 2 4 4 4 4 4 1 4 2 2 7 0 11 9 9 11 9

Drums

Vocal D(onE) C C(onD) Gmaj7
 No, it did - n't work - out -

Keyboard

Bass 8va (Distortion) (Distortion) 12 12

Drums

Vocal: C(onD) Gmaj7 C(onD)
 No, it did - n't work out — the way — we thought — it would — No, it did - n't work out — An ar - ranged —

Keyboard: [Musical notation for piano]

Bass: [Musical notation for bass guitar]

Drums: [Musical notation for drums]

Vocal: Gmaj7 E(onF#) G#m F#(onA#) B Emaj7
 mar - riage is not so good

Keyboard: [Musical notation for piano]

Bass: [Musical notation for bass guitar]

Drums: [Musical notation for drums]

Vocal: G#m F#(onA#) B7sus4 E D G#m F#(onA#)
 Thank God — it's you, — you know — your tim -

Keyboard: [Musical notation for piano]

Bass: [Musical notation for bass guitar]

Drums: [Musical notation for drums]

Vocal

B Emaj7 G[#]m F[#](onA[#]) F[#](onG[#]) G[#](onA[#])

ing is im - pec - ca - ble I'm not fool - ing you. I don't know what - to do

Keyboard

Bass

Drums

Vocal

E D[#]m B Emaj7 C[#]m7

Some dude just knocked me cold - and left - me on the side - walk, took ev - ery - thing - I - had,

Keyboard

Bass

Drums

Vocal

B E B(onD[#]) F[#](onG[#]) G[#](onA[#])

ev - ery - thing - I had,

Keyboard

Bass

Drums

D.S.

Coda

Vocal: $F^{\sharp}(onG^{\sharp})$ $E(onF^{\sharp})$ $F(onG^{\sharp})$ $E(onF^{\sharp})$
 An - y more, no — not an - y - more Hmm

Keyboard, Bass, Drums: Musical notation for the Coda section.

Vocal: E Bmaj7 B7 Emaj7 1. Bmaj7 B7
 1x only

Keyboard, Bass, Drums: Musical notation for the first system of the chorus.

Vocal: Emaj7 2. Bmaj7 B7 Emaj7

Keyboard, Bass, Drums: Musical notation for the second system of the chorus.

Underground

Words and Music by Ben Folds

Chord diagrams for guitar:

- G#m(on F#) 8fr
- F# 6fr
- Emaj7 7fr
- Emmaj7 7fr
- B(on D#) 6fr
- C#(on E#) 8fr
- B(on F#) 7fr
- E 4fr
- B 4fr
- A 1fr
- Baug 4fr
- G#m(on B) 4fr
- B7 4fr
- E7 5fr
- D#7 4fr
- G#m7 4fr
- F#m7 4fr
- Em7 7fr
- A9 4fr
- D9 4fr
- F#7sus4 4fr
- E(on F#) 4fr
- B(on A) 4fr
- B(on G#) 2fr
- G9 2fr
- F#7 1fr
- C#7 4fr
- A#9 5fr
- G13 1fr
- F#13 1fr
- B13 7fr
- A13 5fr
- Bb13 6fr
- A#13 4fr

Free Intro.

Vocal: N.C. I was nev - er cool in school I'm sure you don't re - mem - ber me And now it's been ten years, I'm still

Keyboard: (E.Piano) *8va*

Bass: T, A, B

Perc. Drums: e, e

Vocal: F# Emaj7 Emmaj7 B(on D#) Fm7(-5)
 won - dering who to be And I'd love to mix in cir - cles, cliques and so - cial co - te - ries that's me

Keyboard: *(8va)*

Bass: T, A, B

Perc. Drums: e, e

Copyright © 1995 Sony/ATV Songs LLC and Fresh Avery Music
 All Rights Administered by Sony/ATV Music Publishing, 8 Music Square West, Nashville, TN 37203
 International Copyright Secured All Rights Reserved

Vocal

B(onF#) F# E A B

Can we be hap - py? Show me the mosh pit, Can we be hap - py? We can be hap -

(Hand me my nose ring) (A.Piano)

Keyboard

Bass

Perc. Drums

Vocal

B A B B

- py un - der - ground

Keyboard

Bass

Perc. Drums

Vocal

Baug B6 Baug B

Keyboard

Bass

Perc. Drums

Vocal: Baug B B C B
Who's got the looks?

Keyboard

Bass

Drums

Perc.

Vocal: Baug B6 B7 E7
Who's got the brains? Who's got ev - 'ry - thing? I got this

Keyboard

Bass

Drums

Perc.

Vocal: D#7 G#m7 F#m7 E
pain in my heart, that's all Hey you

Keyboard

Bass

Drums

Perc.

Chorus 1

Chords: E, Em7, A7(9), B

Vocal: with the long and lone - ly face ——— There's got ———

Keyboard: [Musical notation]

Bass: [Musical notation]

Drums: [Musical notation]

Perc. [Musical notation]

Chorus 2

Chords: D7(9), E, F#7sus4, [D] B

Vocal: ——— ta be some - thing else ——— Let me tell ya some - thing else ——— black, ———

Keyboard: [Musical notation]

Bass: [Musical notation]

Drums: [Musical notation]

Perc. [Musical notation]

Verse

Chords: Baug, B6, B7, E7

Vocal: There was this girl ——— who passed me by ——— She gave a smile ——— but I ——— was shy ———
Slam - ming the pit ——— fan - tas - tic ——— Of - fi - cer Friend - ly's lit - tle boy's ———

Keyboard: [Musical notation]

Bass: [Musical notation]

Drums: [Musical notation]

Perc. [Musical notation]

Chords: D^{#7} G^{#m7} F^{#m7} E

Vocal:
 and I looked down, so and he knows just down where we're com - ing from Don't look there
 got a mo - hawk and he knows just where we're com - ing from It's in - dus -

Keyboard: (Musical notation for piano and keyboard)

Bass: (Musical notation for bass guitar)

Drums: (Musical notation for drums)

Perc.: (Musical notation for percussion)

Chords: E Em7 A7⁽⁹⁾ B

Vocal:
 no no. Go Work go it un - der - ground Get Now. now
 tri - al der - ground un - der - ground down yeah

Keyboard: (Musical notation for piano and keyboard)

Bass: (Musical notation for bass guitar)

Drums: (Musical notation for drums)

Perc.: (Musical notation for percussion)

Chords: D7⁽⁹⁾ 1. E E(onF[#]) B

Vocal:
 there's Get a down place yeah to go It's the morn -

Keyboard: (Musical notation for piano and keyboard)

Bass: (Musical notation for bass guitar)

Drums: (Musical notation for drums)

Perc.: (Musical notation for percussion)

Chorus

Vocal: ing now It's the eve - ning, it's ev - ery - thing

Chords: B, B(onA), B(onG#)

Bass: TAB (2), 2, 0, 4

Drums: [Pattern]

Perc.

Vocal: I click my heels And I'm there

Chords: B(onG#), G7, F#7

Bass: TAB (4), 3, 2

Drums: [Pattern]

Perc.: (Hand Clap)

Vocal: Un - der - ground, un - der - ground,

Chords: E, B, C#7, E7

Bass: TAB (2), 5, 6, 4, 6, 4, 4, 4, 2, 3, 1, 3, 2

Drums: [Pattern]

Perc.: (Shaker)

via bassa (W/ Dist.)

E7 N.C.

Vocal: ooh ————— Ev - 'ry - thing's hap - py un - der - ground

Keyboard: 1x tacet

Bass: (2) 5 6 4 4 6 4

Drums: Perc. (snare, bass drum, cymbal)

Vocal: Un - der - ground, You been kicked a - round ————— C#7 un - der - ground ————— E7 Did life bring you down —————

Keyboard: (chords)

Bass: (2) 5 6 4 6 4 4 4 (4) 2 3 1 3 2

Drums: Perc. (snare, bass drum, cymbal)

E7 ooh ————— here? ————— B Ev - 'ry - thing's heav - y un - der - ground ————— Amaj7 to 1.2.

Keyboard: (chords)

Bass: (2) 5 6 4 4 6 4 7 4 6 7 6 4 7 5

Drums: Perc. (snare, bass drum, cymbal) 3x

Vocal: Amaj7 F#

And we'll be decked in all

Keyboard

Bass

Perc. Drums

2. E E(onF#)

get down Yeah.

Keyboard

Bass

Perc. Drums

⊕ Coda 1. A

(Dist.off)

(Ride)

Keyboard

Bass

Perc. Drums

Vocal: A F B

We can be hap - py we can be hap - py we can be hap - py un - der - ground

Keyboard

Bass

Perc. Drums

rit..... a tempo

1x only

(Cap)

Vocal: Baug B6 Baug B

Keyboard: [Musical notation]

Bass: [Musical notation with fret numbers 9, 18, 16, 18, 16, 9, 2, 4]

Drums: [Musical notation]

Perc. Drums: [Musical notation]

Vocal: Baug B6 Baug Emaj7

Keyboard: [Musical notation]

Bass: [Musical notation with fret numbers 2, 4, 7] (W/ Dist.)

Drums: [Musical notation] (H.H.)

Perc. Drums: [Musical notation]

Vocal: Emaj7 A7 B
Oh we can, oh we can, oh we can be

Keyboard: [Musical notation]

Bass: [Musical notation with fret numbers 7, 5, 5, 5, 5, 7] Harf Open

Drums: [Musical notation]

Perc. Drums: [Musical notation]

Chord progression: B, C[#]7, E7

Vocal: [Silence]

Keyboard: [Chordal accompaniment]

Bass: [Bass line with fret numbers 7, 8, 9, 5, 6, 7]

Drums: [Drum pattern]

Perc.: [Percussion]

Chord progression: E7, N.C.

Vocal: [Silence]

Keyboard: [Chordal accompaniment]

Bass: [Bass line with fret number 7]

Drums: [Drum pattern]

Perc.: [Percussion]

(Harf Open) ↓

Spoken: Everything's heavy!

Coda 2.

Chord: Amaj7

Vocal: [Silence]

Keyboard: [Chordal accompaniment]

Bass: [Bass line with fret numbers 5, 5, 5, 5]

Drums: [Drum pattern]

Perc.: [Percussion]

D.S.2.

Chord: Amaj7

Vocal: [Silence]

Keyboard: [Chordal accompaniment]

Bass: [Bass line with fret numbers 2, 2, 4]

Drums: [Drum pattern]

Perc.: [Percussion]

Bye - bye

8^{va} [G] B 4 times Repeat

2.3.4x

(Dist. off)

2x

1.2.3.

Baug B6 B7

Vocal: Oh we can — oh we can, — oh we can — be

Keyboard, Bass, Drums, Perc. (2.3.4x)

4. Baug 4 times Repeat G7(13) F#7 B

Vocal: oh we can — be

Keyboard, Bass, Drums, Perc. (4x)

B G7(13) F#7(13) B7(13)

Vocal

Keyboard, Bass, Drums, Perc. (Ride)

Vocal: A7(13) G7(13) F#7(13) B7(13) Bb7(13)

Keyboard: [Musical notation]

Bass: [Musical notation]

TAB: 2 3 4 5 4 5 6 4 7 4 2 4 2 4

Drums: [Musical notation]

Perc.: [Musical notation]

Vocal: A7(13) Ab7(13) G7(13) F#7(13) B7(13)

Keyboard: [Musical notation]

Bass: [Musical notation]

TAB: 4 2 4 2 4 5 4 5 4 2 4 2 4 1

Drums: [Musical notation]

Perc.: [Musical notation]

Vocal: A7(13) G7(13) F#7(13) B

Keyboard: [Musical notation]

Bass: [Musical notation]

TAB: 2 3 4 3 2 2

Drums: [Musical notation]

Perc.: [Musical notation]

[-8va]

Sports & Wine

Words and Music by Ben Folds

Chord diagrams for guitar:

- A7: 131211, 5fr
- D: 13331, 5fr
- C#7: 13141, 4fr
- F#m7: 13121, 9fr
- Em7: 13121, 7fr
- D(on E): 2 3 41, 5fr
- A: 134211, 5fr
- Dmaj7: 13241, 5fr
- B7: 131211, 7fr
- Bm7: 131111, 7fr
- E: 13331, 7fr
- A(on E): 34211, 5fr
- F: 13331, 8fr
- F#: 13331, 9fr
- G: 13331, 10fr
- G#: 134211, 4fr
- A#: 134211, 6fr
- B: 134211, 7fr
- C: 13331, 4fr
- C#: 13331, 6fr
- D#: 13331, 6fr
- D7: 13141, 5fr
- E7: 13141, 7fr

Intro.

Vocal: N.C. A7

Keyboard: N.C. A7

Bass: N.C. A7

Drums: N.C. A7

Perc. (Tambourine): N.C. A7

Vocal: A7

Keyboard: A7

Bass: A7

Drums: A7

Perc.: A7

Copyright © 1995 Sony/ATV Songs LLC and Fresh Avery Music
 All Rights Administered by Sony/ATV Music Publishing, 8 Music Square West, Nashville, TN 37203
 International Copyright Secured All Rights Reserved

A Dmaj7 C#7

Vocal: Des - tin - y was call - ing up Mon - day af - ter noon
Some men nev - er grew - ing up For - tu - nate like you

Keyboard: [Musical notation]

Bass: [Musical notation]

Drums: [Musical notation]

Perc.: [Musical notation]

F#m7 Em7

Vocal: Wednes - day you'll nev - er crawl found - ing out and you'll pray to be there soon
Some men you'll nev - er crawl found - ing out and what it takes to be a dude,

Keyboard: [Musical notation]

Bass: [Musical notation]

Drums: [Musical notation]

Perc.: [Musical notation]

Em7 D C#7

Vocal: with sports and wine, yeah, yeah,
that's sports and wine, yeah, yeah,

Keyboard: [Musical notation]

Bass: [Musical notation]

Drums: [Musical notation]

Perc.: [Musical notation]

Vocal

C#7 D D(onE)

sports and wine, no no, no.

sports and wine, no no, no.

Keyboard

Bass

Drums

Perc.

Vocal

A

Keyboard

Bass

Drums

Perc.

Vocal

A

Keyboard

Bass

Drums

Perc.

1. A 2. A B Dmaj7

Vocal: The girls don't un - der - stand — it,

Keyboard: [Musical notation]

Bass: [Musical notation]

Drums: [Musical notation]

Perc.: [Musical notation]

Dm7 A

Vocal: What you think — is art — My, oh my, we're all — im - pressed — how

Keyboard: [Musical notation]

Bass: [Musical notation]

Drums: [Musical notation]

Perc.: [Musical notation]

F#m7 B7

Vocal: sen - si - tive you are Ev - ery - bod - y's talk - ing 'bout — you, now —

Keyboard: [Musical notation]

Bass: [Musical notation]

Drums: [Musical notation]

Perc.: [Musical notation]

Vocal: Bm7 E A(onE)
You know it's true,

Keyboard

Bass

Drums

Perc.

Vocal: E D D(onE)
Be - cause it al - ways has been sports and wine for

Keyboard

Bass

Drums

Perc.

Vocal: A
you

Keyboard: gliss.

Bass

Drums

Perc.

C Dmaj7 C[#]7

F#m7 Em7

Dmaj7 C[#]7

Vocal C⁷ D D(onE) to

Keyboard

Bass

Drums

Perc.

Vocal A 1.

Keyboard

Bass

Drums

Perc.

Vocal 2. A D D

So you ask me how I think I know —
(Ah)

Keyboard

Bass

Drums

Perc.

Vocal

Chords: C[#]7, F[#]m7

Just what makes you tick _____ I know what I know _____ y' - know _____ I
 ah,

Keyboard

Bass

Drums

Perc.

Vocal

Chords: Em7, D

know you make _____ me sick, _____ and sports _____ and wine, _____ Tu, tu, tu,

Keyboard

Bass

Drums

Perc.

Vocal

Chords: D, C[#]7

tu, tu, tu, _____ Oh, _____ sports _____ and wine, _____

Keyboard

Bass

Drums

Perc.

Vocal: D (on E) A
Tu, tu, tu, tu, tu, tu, _____)

Keyboard, Bass, Perc. Drums

Vocal: A E D
The girls don't un - der - stand it, do, do, do,

Keyboard, Bass, Perc. Drums

Vocal: Dm7 A
an - y - thing you say do, do, do, I don't un - der - stand

Keyboard, Bass, Perc. Drums

Vocal

do. it ei - ther, guess that do. makes me gay do. do. Ah.

Keyboard

Bass

T

A

B

Drums

Perc.

F#m7

Vocal

Ev - ery - bod - y's talk - ing 'bout you. Ah. You

Keyboard

Bass

T

A

B

Drums

Perc.

B7

Bm7

Vocal

know it's true.

Keyboard

Bass

T

A

B

Drums

Perc.

Bm7

E

F

F#

(Half Open)

Vocal: G G# A B^b B C C# D E^b

Keyboard: [Musical notation]

Bass: [Musical notation]

Drums: [Musical notation]

Perc.: [Musical notation]

Vocal: E F F# G

Keyboard: *gliss.*

Bass: [Musical notation]

Drums: [Musical notation]

Perc.: [Musical notation]

Coda

Vocal: A

Keyboard: [Musical notation]

Bass: [Musical notation]

Drums: [Musical notation]

Perc.: [Musical notation]

D.S.

4 times Repeat

Vocal: **F** N.C.

Keyboard: [Musical notation]

Bass: [Musical notation]

Drums: [Musical notation]

Perc.: [Musical notation]

Vocal N.C.

Keyboard *gliss.*

Bass

Drums

Perc.

Vocal **G** A₇⁽¹³⁾

Keyboard

Bass

Drums

Perc.

Vocal D₇ A₇

Keyboard

Bass

Drums

Perc.

Vocal

E7 D7 A7

Keyboard

Bass

Drums

Perc.

Vocal

A7

Keyboard

Bass

Drums

Perc.

Vocal

A7

Keyboard

Bass

Drums

Perc.

gliss.

Uncle Walter

Words and Music by Ben Folds

Intro.

Vocal: A7 G6 D(onF#) Em7 D

Keyboard: (W/ Dist.)

Bass: 7 11 9 11 9 7 10 10 9 7 9 7 10 9 9 9 7 7 7 10

Drums: (Standard drum notation)

Vocal: D A7 G6 D(onF#) Em7 D
Come on!

Keyboard: (Standard keyboard notation)

Bass: 10 7 8 9 9 5 6 7

Drums: (Standard drum notation)

Copyright © 1995 Sony/ATV Songs LLC and Fresh Avery Music
 All Rights Administered by Sony/ATV Music Publishing, 8 Music Square West, Nashville, TN 37203
 International Copyright Secured All Rights Reserved

Vocal

D A7 G6

Your Un - cle Wal - ter's go - ing on and on
 Your Un - cle Wal - ter saw who fired the shots He drove 'bout his

Keyboard

1x tacet

Bass

(Dist.off)

Drums

2x

Vocal

D(onF#) Em7 D A7

ev - ery - thing he's seen and done
 chair in the cav - al - cade

The voice of fif - ty years ex -
 He's flown from South Af - ri - ca to

Keyboard

Bass

2 4 0 0 7 5 5 7 8 9 9 5 6 7

Drums

2x 2x 2x 2x

Vocal

G6 D(onF#) Em7 D

pe - ri - ence he's drunk watch - ing the tel - e - vi - sion You know he's been a - round
 coun - tries where they beat them - selves on the backs with chains There was a fleet of bat -

Keyboard

1x tacet 2x 2x

Bass

4 4

Drums

2x

B Em7 A Em7 A Dmaj7

Vocal
 the world _____ Last night he flew to Bag-dad in his mag-i-cal arm-chair
 ing the ships _____ and he knows that in a mo-ment they'll be shoot-ing up her- o- in
 pot _____

Keyboard
 D.S.x

Bass
 T A B

Drums
 3x

Dmaj7 Em7 A Em7 A

Vocal
 Cig-a-rettes and a six-pack, what yeah _____ He just got back The
 Sea Now he's back to tell us chair, he and his oldest boy Blair, lecture, to
 Tear drops in his arm _____ a fif-ty min-ute

Keyboard

Bass
 T A B

Drums
 2x 2x 3x 2.3x

G D A7

Vocal
 spit's _____ fly-ing ev-er-y-where _____ Hey, hey, hey, hey
 bacco They're get ting rich with their mail _____ or der scheme, oh, oh
 juice roll ing down his chin _____ Hey, hey, hey, hey

Keyboard

Bass
 T A B

Drums
 2x 3x

A7 D A7 D

1.3. Oh, you're back — so late —
 2. We're so glad — you're home —

And how — could you leave —
 And how — could you leave —

— Your Un - cle Wal - ter's go - ing on and on —
 — Your Un - cle Wal - ter's go - ing on and on —
 — Your Un - cle Wal - ter's go - ing on and on —

Where did you go that you were gone so long? —
 Where did you go that you were gone so long? —
 Where did you go that you were gone so long? —

Vocal

Keyboard

Bass

Drums

(W/ Dist.)

Em7 G A6

me here so long with Un - cle Wal - ter?
 me here so long with Un - cle Wal - ter?
 me here so long with Un - cle Wal - ter?

D.S.x

gliss.

D.S.x

D.S.x

D.S.x

D.S.x

(cup)

2x

3x

Vocal

Keyboard

Bass

Drums

A7 G6 D(onF#) Em7 D

Vocal

Keyboard

Bass

Drums

2. **A6** **C** **Am7** **Gmaj7**

Vocal: ter? Your Un - cle Wal - ter told me ev - ery - thing he'd do if he was pres - i - dent

Keyboard: (Dist.off)

Bass: T A B 7 7 7 7 7 7 5 5 7 5

Drums: (C)

Gmaj7 **F#7** **C#m7(-5)** **F#7** **Em7**

Vocal: Oh — what a per - fect world — this world — would be — if he — was pres -

Keyboard: (W/ Dist)

Bass: T A B 5 7 5 9 7 9 11 11 11 9 9 7 7 7 7 7 7 7 7

Drums: (C)

G **G7** **D** **A7** **G6**

Vocal: i - dent — now, but he's not!

Keyboard: *gliss.* (Dist.off)

Bass: T A B 3 3 3 3 3 3 3 3 5 5 7 5 5 5 4 3 3 5 7 3 3 3 3

Drums: Harf Open →

Vocal

Chords: D(onF#) Em7 D A7 G6

Keyboard

Bass

Drums

Vocal

Chords: D(onF#) Em7 D7 Em7

Lyrics: And he sees the children smok -

Chords: A6

Lyrics: ter? _____

Keyboard

Bass

Drums

(Harf Open)

D.S.

Coda

Vocal

Chords: A6 E A7 G6 D(onF#) Em7 D

Keyboard

Bass

Drums

2x

Vocal: D A7 G6 D(onF#) Em7 D

Keyboard: 2x

Bass: T A B

Drums: 2x

Vocal: D A7 G6 D(onF#) Em7 D

Keyboard: 8va harm. (8va)

Bass: harm. (5)

Drums: 8va

Vocal: D [F]A7 G6 D(onF#) Em7 D

Keyboard: Come on gliss.

Bass: W/gilss. (5) 14 11 9 11 0 12 12 12 11 0 9 7 19 17 17 19 17 19 21 19 17

Drums: 8va

Vocal: D A7 G6 D(onF#) Em7 D

Keyboard: [Musical notation]

Bass: (8va) [Musical notation]

Drums: [Musical notation]

TAB: 19 19 17 19 17 19 17 14 14 16 14 16 14 17 17 17 14 12 14 12 15 16 14 16 14 16 14 16 14 16 14 14

Vocal: D A7 G6 D(onF#) Em7 D

Keyboard: [Musical notation]

Bass: C [Musical notation]

Drums: [Musical notation]

TAB: 16 16 16 16 16 16 16 14 14 14 14 14 14 14 12 14 11 12 13 14 15 16 17 18 14

Vocal: A7 G6 D(onF#) Em7 D

Keyboard: [Musical notation]

Bass: C [Musical notation]

Drums: [Musical notation]

TAB: 16 16 16 16 16 16 16 14 14 14 14 14 14 14 12 14 11 12 14 12 11 14 (12) W/gliss. (8va)

G A7 G6 D(onF#) Em7 D

Vocal

Keyboard

Bass

Drums

(Dist.off)

A7 G6 D(onF#) Em7 D

Vocal

Keyboard

Bass

Drums

(8va)

H A7 G6 D(onF#) Em7 D7

Vocal

Keyboard

Bass

Drums

(8va) gliss.

Best Imitation of Myself

Words and Music by Ben Folds

Vocal

Keyboard

Bass

Drums

Chords: C, C(on B), Am, G, F, G

I feel like a quote out of con - text with - hold - ing the rest ___ so I can be for you what you want to see

Vocal

Keyboard

Bass

Drums

Chords: Am, D4, D, C, C(on B), Am, G

I got the ges - ture and sound, ___ got the tim - ing down ___ It's un -

Copyright © 1995 Sony/ATV Songs LLC and Fresh Avery Music
 All Rights Administered by Sony/ATV Music Publishing, 8 Music Square West, Nashville, TN 37203
 International Copyright Secured All Rights Reserved

Vocal

F G Am Dsus4 D B G

can - ny, yeah, you'd think it was me Do you think I should take a class

Keyboard

Bass

(with Distortion)

Drums

Vocal

E7(onG#) Am Am(onG) D(onF#) F G9(11)

to lose my south - ern ac - cent? Did I make me up, or make the

Keyboard

Bass

Drums

Vocal

F G9(11) F G9(11) C

face 'til it stuck? I do the best im - i - ta - tion of my - self

Keyboard

Bass

Drums

C

Vocal

The "prob - lem with you" ——— speech you and
east lem with them ——— and

Keyboard

Bass

Drums

G(onB)

D.S.x

(Distortion off) (D.S.time with Distortion)

(H.H.)

Vocal

gave me was fine ——— I liked the theo - ries a - bout my lit - tle stage ———
west with in, ——— Trying to be for you what you wan - na see ——— But And I can't

Keyboard

Bass

Drums

Am G F G Am Dsus4

D.S.x

2x

Vocal

swore I was lis - tening but I start - ed ——— drift - ing a round the part a - bout me act - ing my age
help it, with you ——— the good and bad comes through ——— Don't want you hang - ing out with no one but me

Keyboard

Bass

Drums

C G(onB) Am G F G

D.S.x

4

4

4

2x

Am D D G E7(onG#)

Vocal
And now if it's all the same I've
Now, if it's all the same, it

Keyboard
D.S.x

Bass
(with Distortion)

Drums

Am Am(onG) D(onF#) F G9(11)

Vocal
peo - ple to en - ter - tain
comes from the same place
And if I jug - gle one - hand - ed, do some
mind's some - where else, you won't be

Keyboard
D.S.x

Bass

Drums

F G9(11) F G9(11) to C

Vocal
mag - ic tricks and
ab - le to tell I do the best im - i - ta - tion of my - self
im - i - ta - tion of my -

Keyboard

Bass

Drums

Vocal

E E E(onG#) Am Am(onG) E7(onG#) Am

May - be I'm think - ing my - self in a hole, _____ won - der - ing _____

Keyboard

Bass

Drums

Vocal

Am Fmaj7 Am Fmaj7 Am

who I am _____ when I ought _____ to know Straight - en up _____ now, time _____ to go

Keyboard

Bass

(Distortion off)

Drums

(Ride)

Vocal

E7 Am Am(onG) D(onF#)

fool some - body else, fool some - bod - y else _____

Keyboard

Bass

Drums

Vocal

G E7(♭9G♯)

Last night I was

Keyboard

Bass

T A B 5

4 4 4 4 4 4 4 4

Drums

D.S.

Coda

C

self Yes, it's un

Vocal

F G9(11) F G9(11) F G9(11)

can - ny to see, you'd real - ly think it was me The best im - i - ta - tion of my

Keyboard

Bass

T A B 12 12 0

1 3 3 3 3

Drums

Vocal

Am Dsus4 D F G Am D7

self Do the best im - i - ta - tion of my self

Keyboard

Bass

T A B 5 2 3 5 5 5 5 1 1 3 5 5 5

Drums

Video

Words and Music by Ben Folds

Intro.

Vocal: D A D G D A **1.** D G

Keyboard: (Distortion) 1x tacet

Bass: (Distortion) 1x tacet

Drums: 7

2.

Vocal: D G D A D G D A

Keyboard: (Distortion) 1x tacet

Bass: (Distortion) 1x tacet

Drums: 7

Copyright © 1995 Sony/ATV Songs LLC
 All Rights Administered by Sony/ATV Music Publishing, 8 Music Square West, Nashville, TN 37203
 International Copyright Secured All Rights Reserved

Vocal

D A D

Bar - ren stares as they light —
 Clos - ing in on the pain —

Keyboard

Bass

(Distortion)

Drums

Vocal

F#m7 Gmaj7 Em7

— up the screen bear - ing tear - drops that shat - ter in slow mo - tion No —
 and the tor - ture, he's slam - ming the door — like it's some - thing to strive for

Keyboard

Bass

Drums

Vocal

F#m7 Gmaj7 Asus4 A

vo - caine — our — brains —
 The girl — tear - ing cur - tains and we're out like lights
 down looks funny as hell

Keyboard

Bass

Drums

Vocal

A D F#m7

And of As sense of I'm grow - ing old - er I'm bored I re - mem -
 nat - ural se - lec - tion just weed - ed it out more when I can't

Keyboard

Bass

Drums

Vocal

Gmaj7 Em7 F#m7

ber when mis - er - y thrilled me much out more when I can't
 nat - ural se - lec - tion just weed - ed it out more when I can't

Keyboard

Bass

Drums

Vocal

Gmaj7 Asus4 A

re - lax Used to keep and me I'd like to go ing out back, loud, but that's
 Used to keep and me I'd like to go ing out back, loud, but that's

Keyboard

Bass

Drums

B Em7 A6 Em7

Vocal: gone gone We don't think that way no more

Keyboard: 2x, 2x, 2x, 2x

Bass: 2x, 2x, 2x, 2x

Drums: 2x, 2x, 2x, 2x

A Em7 D(onF#)

Vocal: Yeah, that's gone — Turn a round; Turn the vol -

Keyboard: 2x, 2x, 2x, 2x

Bass: 2x, 2x, 2x, 1x (2 2 2 2 2 2)

Drums: 2x, 2x, 2x, 2x

Gmaj7 C A D

Vocal: - ume down We're count - ing the days - down - To the day - when we'll

Keyboard: 2x, 2x, 2x, 2x

Bass: (Distortion), (Distortion)

Drums: 2x, 2x, 2x, 2x

Vocal

E A F#m Gmaj7 A D F#m7 Gmaj7

live in a video I'll be stone - faced - and pale and you'll pout in ster - e - o twen - ty - four hours, ev - ery

Keyboard

Bass

T A B 0 2 4 5 2 3 5 2 4 5

Drums

Vocal

A D F#m7 Gmaj7 Asus4 to

day of the year Oh, what fun, I can't wait 'till the fu - ture gets

Keyboard

Bass

T A B 4 5 2

Drums

2x, D.S.x

D.S.x [8va]

D.S.x 2

Vocal

1. D A D G D A D G

here

Keyboard

Bass

T A B 5 5 5 3

Drums

2.
Bm A(onC#) D

Vocal
here

Keyboard

Bass

Drums

Bm Gmaj7

Vocal

Keyboard

Bass

Drums

D A D E A F#m7 Gmaj7

Vocal

Keyboard

Bass

Drums

Vocal: A D F#m7 G A D F#m7 G

Keyboard: [Musical notation]

Bass: [Musical notation]

Drums: [Musical notation]

Vocal: Asus4 D A D G D A

Keyboard: [Musical notation]

Bass: [Musical notation]

Drums: [Musical notation]

(Distortion)

Vocal: D G E D A D G
Well, I've _____ seen _____ some old friends sort of die _____ or just

Keyboard: [Musical notation]

Bass: [Musical notation]

Drums: [Musical notation]

Vocal: D A G D A
 turn in - to what - ev - er must have been in - side them

Keyboard: [Empty staff]

Bass: [Empty staff]

Drums: [Empty staff]

Vocal: D G D A D
 What - ever all of us had then in com - mon Grew up and left

Keyboard: [Musical notation]

Bass: [Empty staff]

Drums: [Musical notation]

Vocal: F Em7 F#m7 Gmaj7 Bm7
 home We don't think that way no more

Keyboard: [Musical notation]

Bass: [Musical notation]

Drums: [Musical notation]

Em7 F#m7 Gmaj7

Vocal: Turn a - round _____ turn the vol - ume down ____ We're count - ing the days _____

Keyboard: *8va bassa*

Bass: (Distortion) (Distortion) (5)

Drums: D.S.

⊕ Coda

Vocal: G D A D G D A D G here

Keyboard: //

Bass: 5 5 5 3 5 5 5 5 4 7

Drums:

Vocal: D A D G D A D

Keyboard:

Bass: (Distortion) (Distortion) (5)

Drums:

The Last Polka

Words and Music by Ben Folds and Anna Goodman

Intro. 1

Vocal: N.C. N.C.

Keyboard: N.C. N.C. 1x only

Bass: N.C. N.C.

Drums: [Rhythmic notation]

Intro. 2

Vocal: N.C. Dm

Keyboard: N.C. Dm (8va bassa) 2x (8va bassa)

Bass: N.C. Dm (5) 2x (7)

Drums: [Rhythmic notation]

Copyright © 1995 Sony/ATV Songs LLC and Annabananna Songs
 All Rights Administered by Sony/ATV Music Publishing, 8 Music Square West, Nashville, TN 37203
 International Copyright Secured All Rights Reserved

1.

Vocal

Keyboard

Bass

Drums

Gm6 Dm

2x

(8va bassa)

2. *Tempo Down*

Vocal

Keyboard

Bass

Drums

Dm A Dm Gm Dm

Well, she crept back in the house at half past three.

8va

Vocal

Keyboard

Bass

Drums

Dm Gm Dm

Shook her head to see him snoring in his sleep

Vocal: Dm Gm7 Am7
 "If you real - ly loved me," she said, _____ "I would - n't have _

Keyboard: [Musical notation]

Bass: [Musical notation]

Drums: [Musical notation]

Vocal: A7 Dm **a tempo** B Dm
 _____ to be _____ so mean"

Keyboard: *gliss.* [Musical notation]

Bass: [Musical notation]

Drums: [Musical notation]

Vocal: Gm7 Dm 1. 2. Dm
 He's a

Keyboard: [Musical notation]

Bass: [Musical notation]

Drums: [Musical notation]

Vocal Dm Gm Dm

heap min ute junk it that will pours all from be his com ing top drawer down

Keyboard

Bass

Drums

Vocal Dm Am7 Dm Gm

He some times they likes know to it spread now, it but out no a one round makes the a

Keyboard

Bass

Drums

Vocal Dm Gm

floor sound It's ev i dence of what he in was like
It's such a shame to ru in this bright.

Keyboard

Bass

Drums

Chorus

Chords: Gm, Am7, A7

Vocal: He likes to re mem ber when
la zy, sun ny day

Keyboard: 2x, 2x, 2x, 2x

Bass: 3, 3, 5, 5, 5, 7, 7, 7, 7, 8

Drums: [Rhythmic pattern]

Chorus

Chords: Dm, Dm(onC#), Dm(onC)

Vocal: [Silence]

Keyboard: [Chordal accompaniment]

Bass: 5, 5, 4, 4, 3, 3, 3, 3, 3, 3, 3, 3

Drums: [Rhythmic pattern]

Chorus

Chords: Dm(onB), D B^b

Vocal: Sha - la - la, Sha - la - la la - lo - li, the

Keyboard: gliss., 2x, gliss.

Bass: (Distortion) 2, 2, 2, 2, 2, 2, 2, 2

Drums: [Rhythmic pattern]

Vocal: C F B^b
 end is grow - ing near Now we're tread - ing wat - er and

Keyboard

Bass

Drums

Vocal: C F B^b
 hold - ing back our tears And the day is ris - ing, we're

Keyboard

Bass

Drums

Vocal: C Dm Dm(onC) B^bma⁷ G
 sink - ing, Sha - la - la - lo - la

Keyboard

Bass

Drums

(Dist.)

Vocal: $\text{E}^{\flat}\text{maj7}$

Keyboard: *8va bassa* →

Bass: 6 1 6 1 6 1

Drums: //

Vocal: Dm7

Keyboard: D.S.x

Bass: 6 5 6 5 6 5

Drums: //

Vocal: $\text{B}^{\flat}\text{maj7}$

Keyboard: *(8va bassa)* ↑

Bass: 6 1 6 1 6 1

Drums: //

Vocal: Gm7 Am7 A7 In a

Keyboard: [Musical notation]

Bass: [Musical notation]

Drums: [Musical notation]

Vocal: ^{2.} B6 G7 **F** B^b maj7 My, my, the

Keyboard: [Musical notation]

Bass: [Musical notation]

Drums: [Musical notation]

Tempo Down

Vocal: C[#]dim Dm A7(onC[#]) cruel - est lies are of ten told with - out a word

Keyboard: [Musical notation]

Bass: [Musical notation]

Drums: [Musical notation]

Vocal: *Dm* *B^b maj7*
 My, my, the

Keyboard: *Dm* *B^b maj7*

Bass: *Dm* *B^b maj7*

Drums: *Dm* *B^b maj7*

Vocal: *C[#]dim* *Dm* *A7(onC[#]) Dm* *A7(onC[#]) Dm*
 kind - est truths are of ten spok - en, nev

Keyboard: *C[#]dim* *Dm* *A7(onC[#]) Dm* *A7(onC[#]) Dm*

Bass: *C[#]dim* *Dm* *A7(onC[#]) Dm* *A7(onC[#]) Dm*

Drums: *C[#]dim* *Dm* *A7(onC[#]) Dm* *A7(onC[#]) Dm*

Vocal: *A7(-13 +9)* *Gm7* *a tempo*
 er heard

Keyboard: *A7(-13 +9)* *Gm7*

Bass: *A7(-13 +9)* *Gm7*

Drums: *A7(-13 +9)* *Gm7*

D.S.

Coda

G B⁷ maj7

Vocal

Keyboard

Bass

Drums

8va bassa →

B⁷ maj7 Gm7 Am7

Vocal

Keyboard

Bass

Drums

8va →

(Distortion) *8va* →

A7(-13) **H** Dm Gm

Vocal

Keyboard

Bass

Drums

She said, "You've been push - ing me like I was a sore

(8va) ↓ *gliss.*

(8va) ↓

Vocal Dm

tooth You can't re - spect me 'cause I've

Keyboard

Bass

Drums

Vocal Gm Dm

done so much for _____ you" He said, "Well, I

Keyboard

Bass

Drums

Vocal Gm7 Am7 A7

hate that it's _____ come to this, but ba - by, I was do - ing fine How

Keyboard

Bass

Drums

Vocal: Dm Dm(onC²) Dm(onC) Dm(onB)

do you think that I sur - vived the oth - er twen - ty - five be - fore you?"

Keyboard: Treble and Bass clefs with chords and arpeggios.

Bass: Treble and Bass clefs with fret numbers (7, 6, 5, 4) and pickup flags.

Drums: Bass clef with snare and kick drum notation.

Vocal: 1 B^b C F

Sha - la - la, Sha - la - la, la - lo - li, the end is grow - ing near

Keyboard: Treble and Bass clefs with chords.

Bass: Treble and Bass clefs with fret numbers (3, 5, 1, 3, 5) and pickup flags.

Drums: Bass clef with snare and kick drum notation.

Vocal: B² C F

and we're tread - ing wat - er now and hold - ing back our _____ tears

Keyboard: Treble and Bass clefs with chords.

Bass: Treble and Bass clefs with fret numbers (1, 1, 3, 5) and pickup flags.

Drums: Bass clef with snare and kick drum notation.

Vocal

B⁷ C Dm Dm(onC)

And the day is ris - ing, we're sink - ing. Sha - la - la - lo - li

Keyboard

Bass

Drums

(Dist.)

Vocal

G⁷ Ha

Keyboard

Bass

Drums

Vocal

G⁷ B^b maj⁷

Keyboard

Bass

Drums

Tempo Down

(8va) ↓

(8va) ↓

8va bassa →

2x

2x

2x

2x

2x

Vocal $B^b \text{maj7}$ $Dm7$

Keyboard

Bass

Drums

Vocal $Dm7$ 1. $Dm7$ 2.

Keyboard

Bass

Drums

Vocal $Dm7$ $B^b \text{maj7}$

Keyboard

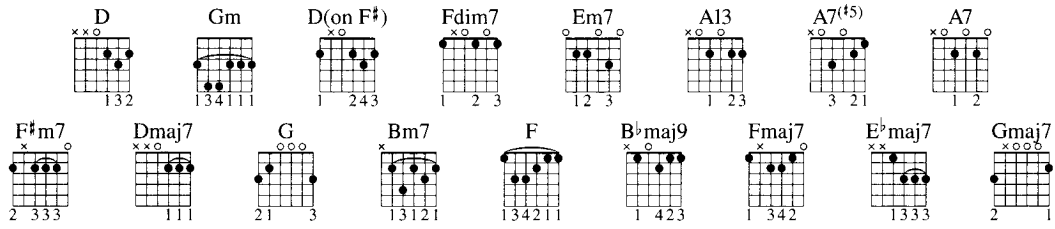
Bass

Drums

(8va bassa) ↑

Boxing

Words and Music by Ben Folds



Intro.

Intro. section with chords: D, Gm, D(on F#), Fdim

Vocal: D, Gm, D(on F#), Fdim

Other: (Empty staff)

Keyboard: (Musical notation for piano accompaniment)

Bass: (Empty staff)

Drums: (Empty staff)

Second system with chords: Em7, A7(13), A7(-13), A7, D

Vocal: Em7, A7(13), A7(-13), A7, D

Other: (Empty staff)

Keyboard: (Musical notation for piano accompaniment)

Bass: (Empty staff)

Drums: (Empty staff)

Copyright © 1995 Sony/ATV Songs LLC and Fresh Avery Music
 All Rights Administered by Sony/ATV Music Publishing, 8 Music Square West, Nashville, TN 37203
 International Copyright Secured All Rights Reserved

Chord: D

Chord: A7

Vocal: How - ard,
How - ard,

Other: [Empty staff]

Keyboard: [Musical notation]

Bass: [Empty staff]

Bass: T
A
B

Drums: [Empty staff]

Chord: A7(+5)

Chord: D

Chord: A7

Vocal: the strang - est things hap - pened not to lose
my in - ten - tions be - come

Other: [Empty staff]

Keyboard: [Musical notation]

Bass: [Empty staff]

Bass: T
A
B

Drums: [Empty staff]

Chord: A7(+5)

Chord: D

Chord: A7

Vocal: late - ly when I
what I've won Am take a good
bi - tion has

Other: [Empty staff]

Keyboard: [Musical notation with 2x markings]

Bass: [Empty staff]

Bass: T
A
B

Drums: [Empty staff]

A7(+5) D Fdim F#m7
 Vocal: swing and all my to dreams, they piv³ - ot and slip
 giv en way way des per a - tion and I
 Other: [Empty staff]
 Keyboard: [Musical notation with 2x markings]
 Bass: [Empty staff]
 Drums: [Empty staff]

F#m7 Fdim Em7
 Vocal: I drop my fists and they're back, —
 lost the fight from my eyes
 Other: [Empty staff]
 Keyboard: [Musical notation with 2x markings]
 Bass: [Empty staff]
 Drums: [Empty staff]

1. 2.
 Em7 Em7 A7 A7(+5)
 Vocal: laugh ing
 Other: [Empty staff]
 Keyboard: [Musical notation with a circled section]
 Bass: [Empty staff]
 Drums: [Empty staff]

Vocal
 Box ing's been good to me How ard

Other
 D.S.time only →

Keyboard
 8va bassa → (Cello)
 8va bassa → ↑

Bass
 D.S.time only →

Drums

Vocal
 Now I'm told, "You're grow ing

Other

Keyboard
 D.S.x

Bass

Drums

Vocal
 old" The whole time we knew a cou ple of years

Other

Keyboard
 D.S.x

Bass

Drums

Vocal Bm7 Em7 A7

I'd be through Has box ing been (D.S.time only)

Other

Keyboard D.S.x

Bass (D.S.time only)

Drums

Vocal A7 D to C A7(-13)

good to you?

Other

Keyboard D.S.x

Bass

Drums

Vocal A7(-13) D Fdim

Other

Keyboard

Bass

Drums

Em7 A7(13) A7(-13) A7 D

Vocal

Other

Keyboard

Bass

Drums

D [D] A7

How ard

8va

8va bassa (Cello)

Vocal

Other

Keyboard

Bass

Drums

A7(+5) D A7

now I con · fess I'm scared and

8va bassa

Vocal

Other

Keyboard

Bass

Drums

Vocal *A7(+5)* *D* *A7*
 lone ly and tired. They seem to

Other

Keyboard

Bass *8va bassa*

Drums

Vocal *A7(+5)* *D* *Fdim* *F#m7*
 think I'm made of clay. an oth³er day

Other

Keyboard

Bass

Drums

Vocal *F#m7* *Fdim* *Em7*
 I'm not cut out for this

Other

Keyboard

Bass

Drums

Coda

Em7 **A7** **A7(+5)** **D**

Vocal: I just know what to say, and I say:

Other: [Musical notation]

Keyboard: [Musical notation]

Bass: [Musical notation]

Drums: [Musical notation]

D.S.

D **E** **F6** **B^bmaj7**

Vocal: Well, some times I punch my self hard as I can,

Other: [Musical notation]

Keyboard: [Musical notation]

Bass: (E.Bass) [Musical notation]

Drums: [Musical notation]

B^bmaj7 **Fmaj7** **B^bmaj7**

Vocal: yell ing, "No bod y cares," hop ping some one will tell

Other: [Musical notation]

Keyboard: [Musical notation]

Bass: [Musical notation]

Drums: [Musical notation]

System 1:

Vocal: me how wrong I am

Chords: B^b maj7, E^b maj7

Other: tr

Keyboard: (Piano accompaniment)

Bass: (Bass line with fret numbers: 5, 5, 3, 6, 8, 8, 10, 8, 8, 10, 8, 6, 8, 8)

Drums: (Drum pattern with accents and triplets)

System 2:

Vocal: How ard

Chords: E^b maj7, Em7, A7

Other: (Sustained notes)

Keyboard: (Piano accompaniment)

Bass: (Bass line with fret numbers: 8, 8, 0, 2, 3, 5)

Drums: (Drum pattern with triplets)

System 3:

Vocal: Box ing's been good to me How

Chords: A7(+5), F, D, Gm, D(onF#)

Other: (Sustained notes)

Keyboard: (Piano accompaniment)

Bass: (Bass line with fret numbers: 5, 5, 4, 2)

Drums: (Drum pattern with accents)

Vocal: *Fdim* *Em7* *A7* *Dmaj7*
 -ard Now I'm told, "You're grow ing

Other: *Fdim* *Em7* *A7* *Dmaj7*

Keyboard: *Fdim* *Em7* *A7* *Dmaj7*

Bass: *Fdim* *Em7* *A7* *Dmaj7*

Drums: *Fdim* *Em7* *A7* *Dmaj7*

Vocal: *Gmaj7* *Em7* *A7* *F#m7*
 old" The whole time we knew a cou ple of years

Other: *Gmaj7* *Em7* *A7* *F#m7*

Keyboard: *Gmaj7* *Em7* *A7* *F#m7*

Bass: *Gmaj7* *Em7* *A7* *F#m7*

Drums: *Gmaj7* *Em7* *A7* *F#m7*

Vocal: *Bm7* *Em7* *Free A7*
 I'd be through Has box ing been

Other: *Bm7* *Em7* *Free A7*

Keyboard: *Bm7* *Em7* *Free A7*

Bass: *Bm7* *Em7* *Free A7*

Drums: *Bm7* *Em7* *Free A7*

Vocal *A7*
 good... Has box - ing been good... Has box - ing been

Other

Keyboard

Bass

Drums

Vocal *A7(13)* *D*
 good? *a tempo* *Gm* *D(onF#)*

Other

Keyboard *(8va)*

Bass

Drums

Vocal *Fdim* *Em7* *A7(13)* *A7(-13)* *D*

Other



















Keyboard

Bass *(8va bassa)*

Drums

Tom and Mary

Words and Music by Ben Folds

								
2 1	3 1 4 2	1 1 1	1 1 1 2	2 3 1	3 1 4 1	3 1 1 1	1 3 1 1 1	2 3
								
1 3 1 2 1 1	1 3 1 2 1 1 4fr	3 2 4 1	2 1 3	1 3 4 2 1 1 4fr	1 3 4 2 1 1	1 3 3 3 1	1 3 2	1

Intro.

Vocal: E7

Keyboard: 2x

Bass: T A B

Drums: e



Vocal: E7

Keyboard: //

Bass: S (8va)

Drums: //



Copyright © 1995 Sony/ATV Songs LLC and Fresh Avery Music
 All Rights Administered by Sony/ATV Music Publishing, 8 Music Square West, Nashville, TN 37203
 International Copyright Secured All Rights Reserved

Vocal

Keyboard

Bass

Drums

E7

E7

2x

2x

2x (W/Dist.)

2x (W/Dist.)

2x

Vocal

Keyboard

Bass

Drums

E7

2x only

[A] E7

A7

For the ben - e - fit of Tom and Ma - ry be -
bod - y here knows the sto - ry Some have

2x

gliss.

2x, 8va

(Dist. off)

(Dist. off)

2x

Vocal

Keyboard

Bass

Drums

E7

A7

E7

A7

F#7

F#m7(onB)

- fore our guests ar - rive, if they have - n't found out al - read - y it's gon - na blow their minds
fab - ri - ca - ted ex - tra parts. See the sis - ters shout - ing whis - pers, feed - ing hot air to the sparks Put a

2x

2x

E7 A7 E7 G#7 A7 C7
 Vocal: Will we find the strength to find the will to tes - ti - fy that for the ben - e - fit of Tom and Mary there's
 damp - er on the par - ty It will light - en up this room, for the ben - e - fit of Tom and Mary they've

Keyboard: (2x, 8va)
 Bass: 2x
 Drums: 2x

Am7(onD) E7 A7 E7 A7
 Vocal: some - thing we can't hide any more?
 got to see the truth to day

Keyboard: (W/Dist.)
 Bass: (W/Dist.)
 Drums: 2x, 6

1. E7 A7 E7
 2. E7
 Vocal: Ev - ery

Keyboard: %
 Bass: %
 Drums: 2x

B A7 C7 E7

Vocal: Mrs. Pow - er's son says, "Here they come," and all the chat - ter and the

Keyboard: [Musical notation]

Bass: [Musical notation]

Drums: [Musical notation]

G#7 A7 C7

Vocal: smiles they come un - done And you could hear a pin drop on the car - pet floor —

Keyboard: [Musical notation]

Bass: [Musical notation]

Drums: [Musical notation]

F#7 F#m7(onB) **C** Bm7(onE)

Vocal: Ev - ery - one's pretend - ing not to hear them knock - ing at — the door —

Keyboard: [Musical notation]

Bass: (Dist. off) 8va bassa [Musical notation]

Drums: [Musical notation]

Bm7(onE)

Vocal

Keyboard

Bass

Drums

Bm7(onE)

Vocal

Keyboard

Bass

Drums

Bm7(onE)

Vocal

Keyboard

Bass

Drums

For the

(W/Dist.)

Vib.

Vocal D E7 A7 E7 A7 E7 A7

ben-e-fit of Tom and Mar - y be-fore our guests ar - rive, if they have - n't found out al - read - y it's gon -

Keyboard

Bass

T 0 0 4 4 5 5 2 2

B H.H.Open

Drums

Vocal F#7 F#m7(onB) E7 A7 E7 G#7

- na blow their minds. If they have-n't found out al - read - y and if the seams all seem to show, that for the

Keyboard

Bass

T 2 2 2 2 2 2 7 0 0 0 4 4 5 5 2 2 0 2 3 4 4 4 4 4 4

B

Drums

Vocal A7 C7 A7 C7 A7 C7

ben - e - fit of Tom and Mar - y, for the ben - e - fit of Tom and Mar - y, for the ben - e - fit of Tom and Mar - y we got to

Keyboard

Bass

T 5 5 3 3 5 5 3 3 5 5 3 3 3 3

B

Drums

Vocal: *C(onD)* *E7* *E7* *A7* *E7* *A7*

let the truth... be known...

Keyboard: [Musical notation]

Bass: [Musical notation]

Drums: (H.H.Open) [Musical notation]

Vocal: *E7* *A7* *E7* *A7* *F* *Bm7(onE)*

Keyboard: [Musical notation]

Bass: [Musical notation]

Drums: (H.H.Open) [Musical notation]

Vocal: *Bm7(onE)*

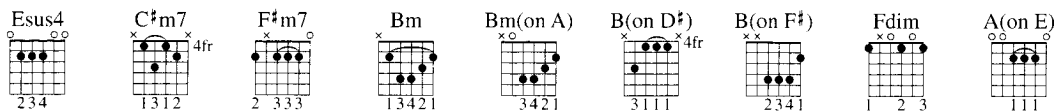
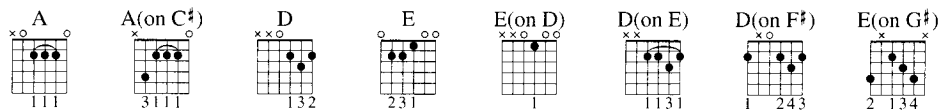
Keyboard: [Musical notation]

Bass: [Musical notation]

Drums: [Musical notation]

Eddie Walker

Words and Music by Ben Folds



Vocal

A A A(on C#) D E E(on D)

Won't you smile? You look so shocked Put the name tag on your smock We've come to see ya.

Keyboard

Bass

Drums

Vocal

A(on C#) D D(on E) A A(on C#) D D(on F#)

Ed - die Walk - er We may pack a lit - tle tight The girl up front - says, "It's all

Keyboard

Bass

Drums

Copyright © 1995 Sony/ATV Songs LLC and Fresh Avery Music
 All Rights Administered by Sony/ATV Music Publishing, 8 Music Square West, Nashville, TN 37203
 International Copyright Secured All Rights Reserved

Vocal: *E(onG#)* *E(onD)* *A(onC#)* *D* *A(onC#)* *D* *D(onF#)*
 right And look there's more of us still get - ting'off the bus We wish you - 'd come back

Keyboard: [Musical notation for keyboard part]

Bass: [Musical notation for bass part]

Drums: [Musical notation for drums part]

Vocal: *Esus4* *E* *C#m7* *F#m7* *D* *A(onC#)* *Bm* *Bm(onA)*
 home with us" Ed - die Walk - er, this is your life

Keyboard: [Musical notation for keyboard part]

Bass: [Musical notation for bass part]

Drums: [Musical notation for drums part]

Vocal: *E(onG#)* *E* *A* *A(onC#)* *D* *D(onF#)*
 This one's you, when you were small and you're learn - ing how to walk

Keyboard: [Musical notation for keyboard part]

Bass: [Musical notation for bass part]

Drums: [Musical notation for drums part]

E E(onD) A(onC#) D A A(onC#)

Vocal: They pick you up and you keep fall - ing down There you are with Aunt Louise

Keyboard: [Musical notation]

Bass: [Musical notation]

Drums: [Musical notation]

D D(onF#) E(onG#) E(onD) A(onC#) D

Vocal: You're bounc - ing on her knees Re - mem - ber all those trees be - hind the gar - den? They're

Keyboard: [Musical notation]

Bass: [Musical notation]

Drums: [Musical notation]

A(onC#) D D(onF#) Esus4 E (with Repeat) D C#m7 F#m7

Vocal: gone They all got cut down when she died 1.2.3. Ed - die Walk - er this is your life 4. Ed - die Walk - er this is your life

Keyboard: [Musical notation]

Bass: [Musical notation]

Drums: [Musical notation]

1.3.

D A(onC²) Bm Bm(onA) *to* E(onG²) E

Vocal: You ne- ver had a son - or a wife You sure had a hell of a time Ooh...
 You never had a coat or a tie You never had a reason to cry

Keyboard: *8va bassa*

Bass: *8va bassa*

Drums: *8va bassa*

2.4.

E(onG²) E E D A(onC²)

Vocal: This one's you and Mary Jo She could - n't come She says...

Keyboard: *8va bassa*

Bass: *8va bassa*

Drums: *8va bassa*

B(onD²) B(onF²) Fdim A(onE)

Vocal: hello No Ed - die Walk - er she does - n't hate your guts

Keyboard: *8va bassa*

Bass: *8va bassa*

Drums: *8va bassa*

Vocal: *Fdim* *A(onE)* *B(onD[♯])*
 It's just the whole _ thing shook her up How they've picked you up _ and you kept fall - ing

Keyboard: *Fdim* *A(onE)* *B(onD[♯])*

Bass: *Fdim* *A(onE)* *B(onD[♯])*
8va bassa

Drums: *Fdim* *A(onE)* *B(onD[♯])*

Vocal: *D* *Fdim*
 down _____

Keyboard: *D* *Fdim*

Bass: *D* *Fdim*
(8va bassa)

Drums: *D* *Fdim*

Coda
E(onG[♯]) *E*

D.S.

Vocal: *F* *F[♯]m7* *D* *A* *E* *F[♯]m7* *D*

Keyboard: *F* *F[♯]m7* *D* *A* *E* *F[♯]m7* *D*

Bass: *F* *F[♯]m7* *D* *A* *E* *F[♯]m7* *D*

Drums: *F* *F[♯]m7* *D* *A* *E* *F[♯]m7* *D*

Vocal: A E F[#]m7 D A E A(onC[#]) D

Keyboard: (8va bassa) ↑

Bass: 5 5 5 5 0 0 0 2 2 4 5 5 5 5 5 5 5 5 0 7 0 7 0 4 5 (5)

Drums: (8va bassa) ↑

Vocal: A(onC[#]) D E G A A(onC[#]) D D(onF[#])

This whole stack and all ___ of these ___ A se - mes - ter over ___

Keyboard: (8va bassa) ↑

Bass: 4 5 (5) 7 (5) 5 5

Drums: (8va bassa) ↑

Vocal: E(onG[#]) E(onD) A(onC[#]) D

seas We're gon - na leave you, Ed - die Walk - er

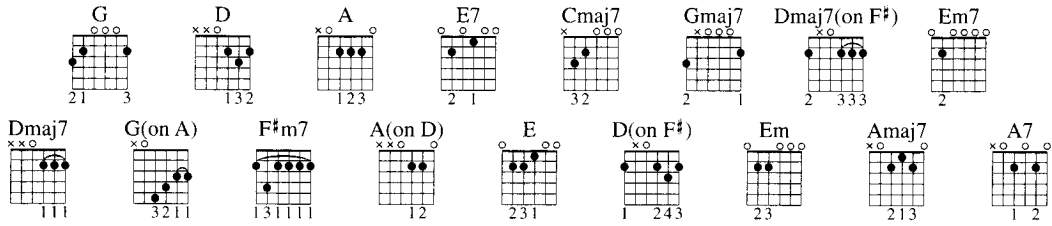
Keyboard: (8va bassa) ↑

Bass: 6 7 6 5 4 5 5 5

Drums: (8va bassa) ↑

Emaline

Words and Music by Ben Folds



Vocal

N.C. [A] G D A

I wish it was the last Sep - tem - ber when we could lose our -

Guitar

Keyboard

Bass

Drums

Copyright © 1995 Sony/ATV Songs LLC and Fresh Avery Music
 All Rights Administered by Sony/ATV Music Publishing, 8 Music Square West, Nashville, TN 37203
 International Copyright Secured All Rights Reserved

Vocal

G D A

- selves In crowds ev - ery - day 'Cause E - ma - line don't walk in time She's not the same that's

Guitar

Keyboard

Bass

Drums

Vocal

G E7 Cmaj7

all you can say when I've heard e - nough I'll tell my - self that we've learned our les - son, but I

Guitar

Keyboard

Bass

Drums

Vocal
 A
 don't wan - na walk away from E - ma - line
 B
 She's dear to me
 D.S.x
 They're talk - in' now
 and so ex - pen
 For stup - id rea -

Guitar
 A
 B
 Gmaj7
 Dmaj7(onF#) (Dmaj7)

Keyboard

Bass
 A
 B
 7
 5 5 2
 4 4 5
 D.S.x
 D.S.x

Drums
 D.S.x
 D.S.x

Vocal
 A
 - sive
 - sons
 Does she know what they're say - ing?
 I'm not talk - ing about mon - ey
 Now I'm talk - ing about mon - ey
 D.S.x
 Em7 (Gmaj7)
 Gmaj7
 She's got the air
 When mon - ey talks,
 When mon - ey talks,

Guitar
 A
 B
 2
 2
 0
 3
 0
 2
 0

Keyboard
 7
 3 3 2x
 D.S.x
 3 3 2x
 D.S.x
 2x, D.S.x
 2x, D.S.x

Bass
 2x
 D.S.x
 2x
 D.S.x
 5 5 2
 7 (0)

Drums
 D.S.x
 D.S.x
 D.S.x

to float a - bove it I'm sink - ing in Some - one should pay

I hate to lis - ten But lately it's been scream

I hate to lis - ten But lately it's been scream

1.

to Gmaj7

Vocal

Guitar

Keyboard

Bass

Drums

Dmaj7 A

D.S.x

D.S.x

D.S.x

2.

in' in my ear And when I've heard e - nough I tell my - self that we've learned our les - son, but I don't

G D E7 Cmaj7

Vocal

Guitar

Keyboard

Bass

Drums

G(onA) [C] Gmaj7 A D G

Vocal
wan - na to walk away from E - ma - line

Guitar

Keyboard

Bass

Drums

Detailed description of the first system: The system contains five staves. The vocal staff has a treble clef and a key signature of one sharp (F#). The lyrics are 'wan - na to walk away from E - ma - line'. Above the staff are chords: G(onA), [C] Gmaj7, A, D, and G. The guitar staff has a treble clef and a key signature of one sharp. It shows chord diagrams for G(onA), Gmaj7, and A, with some notes marked with 'x' for muted. The keyboard staff has a grand staff (treble and bass clefs) with a key signature of one sharp. The bass staff has a bass clef and a key signature of one sharp, with a 7th fret circle and various notes. The drums staff has a bass clef and shows a drum kit with various rhythmic patterns.

D F#m7 Gmaj7 A(onD) D

Vocal
It on - ly took me one look to un - der - stand E - ma - line But some - times I

Guitar

Keyboard

Bass

Drums

Detailed description of the second system: The system contains five staves. The vocal staff has a treble clef and a key signature of one sharp. The lyrics are 'It on - ly took me one look to un - der - stand E - ma - line But some - times I'. Above the staff are chords: D, F#m7, Gmaj7, A(onD), and D. The guitar staff has a treble clef and a key signature of one sharp. It shows chord diagrams for D, F#m7, Gmaj7, and A(onD), with some notes marked with 'x' for muted. The keyboard staff has a grand staff (treble and bass clefs) with a key signature of one sharp. The bass staff has a bass clef and a key signature of one sharp, with fret circles (2, 3, 5) and various notes. The drums staff has a bass clef and shows a drum kit with various rhythmic patterns.

Vocal

— don't know what she's sayin' ————— Some - times I — do Some.

Guitar

Keyboard

Bass

Drums

D E D Gmaj7

Vocal

— times I don't know what she's — say - ing — But I know, I — know,

Guitar

Keyboard

Bass

Drums

Gmaj7 E7 Cmaj7

Chord progression: Cmaj7, G(onA), A, *a tempo*, E Gmaj7

Vocal: I know what she wants to be - lieve I wish it was

Guitar: Treble and Bass clefs with chord diagrams and fret numbers (0, 2, 3, 5).

Keyboard: Treble and Bass clefs with chord voicings.

Bass: Treble and Bass clefs with fret numbers (3, 5, 5, 2).

Drums: Drum set notation with various patterns and accents.

rit.-----

Chord progression: Dmaj7, A, G, Gmaj7

Vocal: last sep - tem - ber

Guitar: Treble and Bass clefs with chord diagrams and fret numbers (2, 3, 5).

Keyboard: Treble and Bass clefs with chord voicings.

Bass: Treble and Bass clefs with fret numbers (5, 5, 2, 2, 2, 4, 3, 3, 5).

Drums: Drum set notation with various patterns and accents, including a double bar line and a 2x repeat sign.

Vocal: Dmaj7 A Gmaj7

Guitar: Treble and Bass clefs with tablature (T, A, B) and fret numbers (e.g., 2, 3, 4, 5, 6, 7, 8, 9, 10, 12, 13, 15, 17, 19, 20, 22, 24).

Keyboard: Treble and Bass clefs with chordal accompaniment.

Bass: Treble and Bass clefs with a walking bass line.

Drums: Drum set notation with '2x' and '3' markings.

Vocal: E Cmaj7 G(onA)
Don't let me walk a way from E - ma -

Guitar: Treble and Bass clefs with tablature and chord diagrams.

Keyboard: Treble and Bass clefs with accompaniment.

Bass: Treble and Bass clefs with a walking bass line.

Drums: Drum set notation.

D.S.

Coda

Vocal: G D(onF#) Em D F Gmaj7 Dmaj7(onF#) A
ing in my ear — On what ad - vice girls need at - ten - tion Well are you

Guitar: Treble and Bass clefs with chord diagrams and X marks.

Keyboard: Treble and Bass clefs with triplets.

Bass: Treble and Bass clefs with triplets and fingerings.

Drums: Drum set notation with triplet patterns.

Vocal: Em7 Gmaj7 Dmaj7 A
deaf - er than all might? — For all it's worth, she's got at - ten - tion From peo - ple like you

Guitar: Treble and Bass clefs with chord diagrams and X marks.

Keyboard: Treble and Bass clefs with triplets.

Bass: Treble and Bass clefs with fingerings.

Drums: Drum set notation with triplet patterns.

Vocal

G D E7

who see black and white Now I've heard e - nough I'll tell you why I real - ly should - n't

Guitar

Keyboard

Bass

Drums

Vocal

Cmaj7 G(onA) G D

sit here and whine I'll take you down to see my E - ma - line

Guitar

Keyboard

Bass

Drums

Vocal: A G Gmaj7

Guitar: [TAB] [TAB] [TAB]

Keyboard: [TAB] [TAB] [TAB]

Bass: [TAB] [TAB] [TAB]

Drums: [TAB] [TAB] [TAB]

Vocal: Dmaj7 (Dmaj7(onF#)) Amaj7 Gmaj7

Guitar: [TAB] [TAB] [TAB]

Keyboard: [TAB] [TAB] [TAB]

Bass: [TAB] [TAB] [TAB]

Drums: [TAB] [TAB] [TAB]

1. A

Gmaj7 Dmaj7

Vocal

Guitar

Keyboard

Bass

Drums

2. A7

G

Vocal

Guitar

Keyboard

Bass

Drums

rit.

Bad Idea

Words and Music by Ben Folds, Robert Sledge and Darren Jessee

Chord diagrams for guitar:

- A[♭]7(9): 131214, 4fr
- G7: 131211
- B[♭]7(13): 131241, 6fr
- E[♭]7: 13141, 6fr
- B[♭]7: 131211, 6fr
- A[♭]: 134211, 4fr
- D7sus4: 13141, 5fr
- A[♭]7: 131211, 4fr
- D7: 13141, 5fr
- D[♭]7: 13141, 4fr
- C7: 13141
- B7: 131211, 7fr
- A7: 131211, 5fr

Intro.1

Intro.1

Vocal: A[♭]7(9) G7

Keyboard: A[♭]7 G7

Bass: A[♭]7 G7

Drums: A[♭]7 G7

Intro.2

Intro.2

Vocal: G7 B[♭]7(13) E[♭]7

Keyboard: G7 B[♭]7(13) E[♭]7

Bass: G7 B[♭]7(13) E[♭]7

Drums: G7 B[♭]7(13) E[♭]7

Copyright © 1998 Sony/ATV Songs LLC, Ewell Creme Songs, hair sucker songs and Fox Film Music
All Rights on behalf of Sony/ATV Songs LLC, Ewell Creme Songs and hair sucker songs
Administered by Sony/ATV Music Publishing, 8 Music Square West, Nashville, TN 37203
International Copyright Secured All Rights Reserved

Vocal

G7

A G7

B^b7

Pull o - ver the car, pull o - ver the car,
 Can't lea - ve it alone jerk - off on the phone

Keyboard

1x tacet →

Bass

5 5 5 5 5 5 5 5

3 3 3 3 3 3 3 3

1 1 1 1 1 1 1 1

Drums

2x

Vocal

E⁷7

G7

B^b7

I think I see some sweet squirrel rim Pull o - ver the car. pull o - ver the car.
 I want you to come on o squirrel - ver yeah Pret - ty bad i - dea, pret - ty bad i - dea

Keyboard

Bass

6 6 6 6 6 6 6 6

3 3 3 3 3 3 3 3

Drums

4

4

Vocal

E^b7

G7

(D.S. time straight)

B G7

B^b7

I think I feel like King Tut a gain I don't wan - na, I don't wan - na
 Real - ly real - ly bad i - King dea

Keyboard

(1x tacet) ↓

Bass

4

2x

2x

3 3 3 3 3 3 3 3

3 3 3 3 6 6 6 6

Drums

2x

Vocal: E^b7 A⁷ D7sus4
 I don't wan - na, I don't wan - na You

Keyboard: 2x.D.S.x 2x.D.S.x

Bass: 6 6 6 6 6 6 6 6 5 5 5 5 5 5 5 5 5 5 5 5 5 5 6

Drums: 2x.D.S.x

Vocal: G7 B^b7 E^b7 A^b7 D7sus4
 make me feel — make me feel, — make me feel re - tard - ed

Keyboard: 2x.D.S.x 2x.D.S.x 8va →

Bass: 4 4

Drums: 2x.D.S.x

1. D7sus4 [C] G7 B^b7 E^b7

Keyboard: (8va) ↓ gliss.

Bass: 5 5 5 5 5 5 5 5 3 3 3 3 3 3 3 3 8 8 8 8 8 8 8 8

Drums: 2x.D.S.x

Vocal: G7 B7 E7

Keyboard: Treble and Bass clefs with chords and melodic lines.

Bass: Treble and Bass clefs with fingerings (5, 10, 12, 8) and a T/B split.

Drums: Standard drum notation with various patterns.

Vocal: G7 D7 D^b7 C7
re - tard - ed

Keyboard: Treble and Bass clefs with a (8va) marking and melodic lines.

Bass: Treble and Bass clefs with fingerings (5, 4, 3) and a T/B split.

Drums: Standard drum notation.

Vocal: C7 B7 B^b7(13) to A7

Keyboard: Treble and Bass clefs with a (8va) marking and melodic lines.

Bass: Treble and Bass clefs with fingerings (3, 2, 1, 5) and a T/B split.

Drums: Standard drum notation with D.S.x markings.

Vocal: $A^b7^{(9)}$ G7

Keyboard: *gliss.*

Bass: δva

Drums

Vocal: $D^{\#} G7$ B^b7 E^b7

Keyboard: $\delta va \rightarrow$
 $\delta va\ bassa \rightarrow$

Bass: 5 5 5 5 5 5 5 5 3 3 3 3 3 3 3 3 8 8 8 8 8 8 8 8

Drums

Vocal: G7 $G7$ (2x) B^b7

Vocal: Na na na, na na na, na na na, na

Keyboard

Bass: 5 5 5 5 5 5 5 5 5 5 5 5 5 5 3 3 3 3 3 3 3 3

Drums

Vocal E^7 G^7 E G^7

na na na, na na na na na na na na When I stood you up, I

Keyboard

Bass

Drums

Vocal B^b7 E^b7 G^7

thought that you'd give up Now I real - ize you're just like a dog

Keyboard *gliss.*

Bass

Drums *D.S.*

Coda

Vocal A^7 A^b7

Keyboard

Bass *(8va bassa)*

Drums