

SILLY LOVE SONGS

Words and Music by
McCartney

Moderately Bright

mf

The piano introduction consists of two staves. The right hand plays a series of chords and single notes in a rhythmic pattern, while the left hand plays a steady eighth-note accompaniment.

C Em7 Fmaj7

You'd think that peo-ple would have had e - nough of sil - ly love — songs. —

mf

The first system of the song features a vocal line with lyrics and piano accompaniment. Above the vocal staff are guitar chord diagrams for C, Em7, and Fmaj7. The piano accompaniment is marked 'mf'.

C Em7

But I look a - round me and I see ————— it is - n't

The second system continues the vocal and piano parts. It includes guitar chord diagrams for C and Em7.

Fmaj7 C

so. Some peo - ple wan - na fill the

The third system concludes the vocal and piano parts. It includes guitar chord diagrams for Fmaj7 and C.

4493

Copyright © 1976 MPL COMMUNICATIONS LTD.

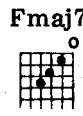
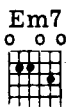
Administered by MPL COMMUNICATIONS, INC. by arrangement with WELBECK MUSIC CORP.

International Copyright Secured

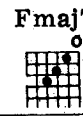
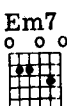
Made in U.S.A.

All Rights Reserved

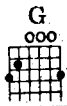
Used by permission



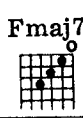
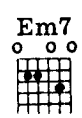
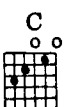
world _____ with sil - ly love songs, — And what's



wrong with that? _____ I'd like to know, _____ 'Cause



here I go _____ a - gain. _____



I love you.

C Em7 Fmaj7

I love you.

C Em7 Fmaj7

I love you.

C Em7 Fmaj7

I love you.

C Em7 Fmaj7

I can't explain, the feel-ing's plain to me, say,

C Em7

can't you see? Ah, she gave me more, she gave it

Detailed description: This system contains the first two lines of music. The vocal line starts with the lyrics 'can't you see?' followed by a long rest, then 'Ah, she gave me more,' followed by another long rest, and finally 'she gave it'. The piano accompaniment features a steady eighth-note bass line and a treble line with chords and melodic fragments. Chord diagrams for C and Em7 are shown above the staff.

Fmaj7 Em7

all to me; now can't you see, What's wrong with that?

Detailed description: This system contains the third and fourth lines of music. The vocal line continues with 'all to me;' followed by a rest, 'now can't you see,' followed by a rest, and 'What's wrong with that?'. The piano accompaniment continues with similar rhythmic patterns. Chord diagrams for Fmaj7 and Em7 are shown above the staff.

Fmaj7

I need to know, 'Cause

Detailed description: This system contains the fifth and sixth lines of music. The vocal line has a long rest followed by 'I need to know,' followed by another long rest, and then ''Cause'. The piano accompaniment features a more active bass line. A chord diagram for Fmaj7 is shown above the staff.

G

here I go a - gain.

Detailed description: This system contains the seventh and eighth lines of music. The vocal line has a long rest followed by 'here I go' followed by another long rest, and then 'a - gain.'. The piano accompaniment concludes with a final chord and some grace notes. A chord diagram for G is shown above the staff.

C Em7 Fmaj7

I love you.

Detailed description: This system contains the first three measures of the piece. The guitar part is in the treble clef with a C major chord (x32010), an E minor 7 chord (022010), and an F major 7 chord (132010). The piano accompaniment consists of a treble and bass clef. The bass line plays a steady eighth-note pattern. The treble line has chords in the first two measures and a melodic line in the third.

C Em7 Fmaj7

I love you.

Detailed description: This system contains the next three measures. The guitar part uses the same chords as the first system: C major (x32010), E minor 7 (022010), and F major 7 (132010). The piano accompaniment continues with the same bass line and treble accompaniment.

Em7 Am Dm7

Love does- n't come in a min - ute, Some - times it does- n't come at all.

Detailed description: This system contains the next three measures. The guitar part uses E minor 7 (022010), A minor (020110), and D minor 7 (021910) chords. The piano accompaniment features a more complex treble line with accents and a steady bass line.

C Em7 Am

I on - ly know that when I'm in it,

Detailed description: This system contains the final three measures. The guitar part uses C major (x32010), E minor 7 (022010), and A minor (020110) chords. The piano accompaniment continues with the same bass line and treble accompaniment.

Dm7

C Dm7

(A bass)

Dm7

It is - n't sil - ly, no, it is - n't sil - ly,

Dm7 (G bass)

Love is - n't sil - ly at all.

C

Em7

Fmaj7

G

How can I tell you a - bout my loved one?

C

Em7

Fmaj7

G

I love you. How can I tell you a - bout my loved one?

C Em7 Fmaj7

I love you.

C Em7 Fmaj7

I love you.

C Em7 Fmaj7

I can't explain, the feeling's plain to me, say, can't you see?
I love you.

C Em7 Fmaj7

Ah, he gave me more, he gave it all to me, say, can't you see?
I love you.

C Em7 Fmaj7

I _____ can't ex - plain, _____ the feel-ing's plain to me, say, can't you see?
 How _____ can I tell _____ you a - bout _____ my _____ loved one?

I love you.

C Em7 Fmaj7

Ah, _____ he gave me more, _____ he gave it all to me, say, can't you see?
 How _____ can I tell _____ you a - bout _____ my _____ loved one?

I love you.

C Em7

You'd think that peo - ple would have had e - nough of sil - ly love _____

Fmaj7



C



— songs. But I look a - round me and I

Em7



Fmaj7



see _____ it is - n't so. Oh, no. _____

C



Em7



Fmaj7



Some peo - ple wan - na fill the world _____ with sil - ly love songs, —

Em7



And what's wrong with that? _____