

TROUBLE

Words & Music by Guy Berryman, Jon Buckland, Will Champion & Chris Martin

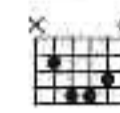
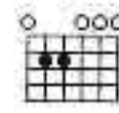
Guitar: Tune top string to D

G

Em⁷

Bm

♩ = 70



The first system of music features a guitar part on a single staff with a treble clef and a key signature of one sharp (F#). The tempo is marked as ♩ = 70. The piano accompaniment is written on two staves (treble and bass clefs) with a 4/4 time signature. The guitar part consists of a series of chords: G, Em⁷, and Bm, with a repeat sign over the first two measures.

G

Em⁷

1.


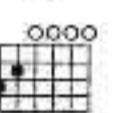
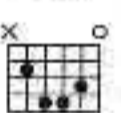
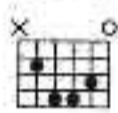
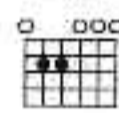
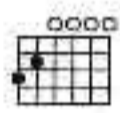
Bm

2.

Bm

G

Em⁷



The second system continues the musical notation. It includes a guitar part with a treble clef and a piano accompaniment with two staves. The guitar part features a first ending (marked '1.') and a second ending (marked '2.'). The lyrics '1. Oh no, I' are written below the guitar staff.

1. Oh no, I

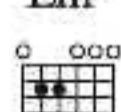
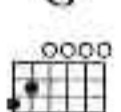

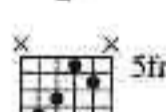
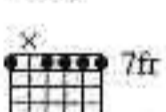
Bm⁷

F

Am

G

Em⁷

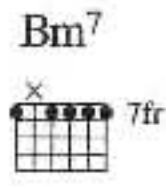


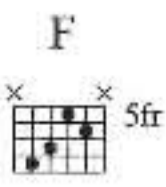
The third system of music includes a guitar part with a treble clef and a piano accompaniment with two staves. The lyrics 'see a spi - der web_ is tan - gled up_ with me. And I lost_ my_ head,' are written below the guitar staff.

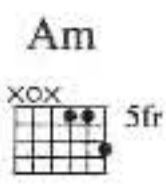
see a spi - der web_ is tan - gled up_ with me. And I lost_ my_ head,

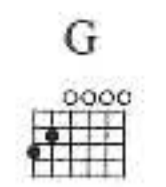
FRESHEETS.ORG

© Copyright 2000 BMG Music Publishing Limited, Bedford House, 69-79 Fulham High Street, London SW6.
This arrangement © Copyright 2001 BMG Music Publishing Limited.
All Rights Reserved. International Copyright Secured.


Bm7  7fr


F  5fr

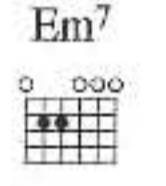
Am  5fr

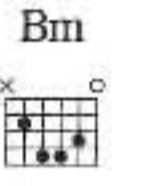
G 

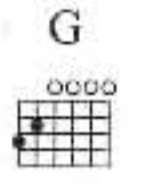
and thought_ of all_ the stu - pid things_ I'd_ said.

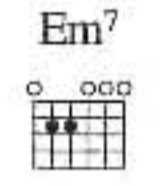



G 

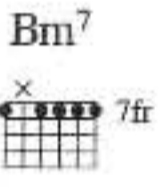
Em7 


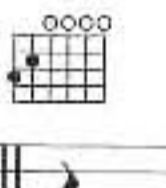
Bm 

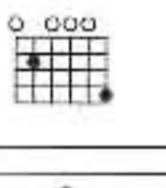
G 

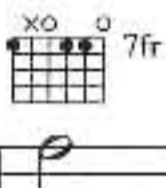
Em7 

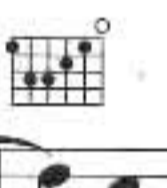


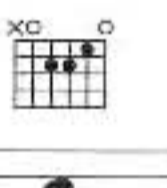
Bm7  7fr

 G 

Em9 


Bm*  7fr

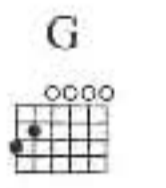
F6 

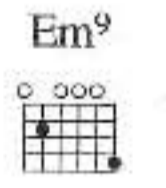
Amadd11 

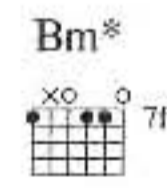
2. Oh no, what's this?
(Verse 3 see block lyric)

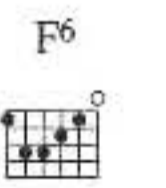
A spi - der web_ and I'm caught in the mid - dle.

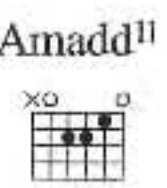


G 


Em9 

Bm*  7fr

F6 

Amadd11 

So I turned to run,_____ and thought_ of all_ the stu - pid things_ I'd_



G Aadd¹¹ Em⁷

done. And ah, I nev - er meant to cause_ you trou - ble. And

Aadd¹¹ Em⁷

ah, I nev - er meant to do_ you wrong. And

Aadd¹¹ Em⁷

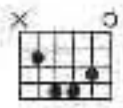
ah, well if I ev - er caused_ you trou - ble, then

To Coda

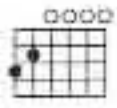
Aadd¹¹ Em⁷ G Em⁷

oh no, I nev - er meant to do_ you harm.

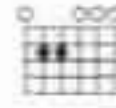
Bm



G



Em7



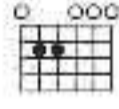
Bm7



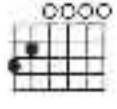
D. S. al Coda

⊕ CODA

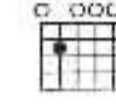
Em7



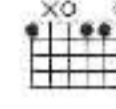
G



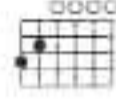
Em9



Bm*



G



Em9



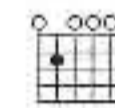
Bm*



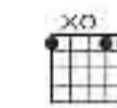
G



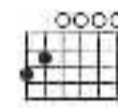
Em9



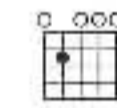
Bm*



G



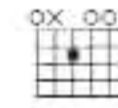
Em9



Bm*



Em



F#m



They spun a web_

G*



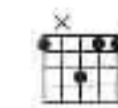
F#m



Em



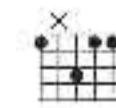
F#m



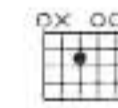
G*



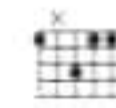
F#m



Em

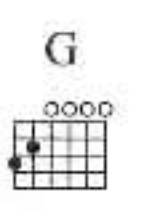
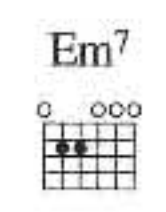
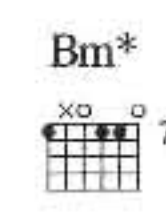



F#m

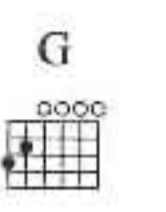
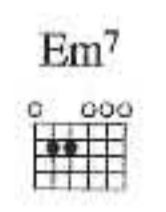
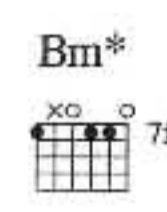
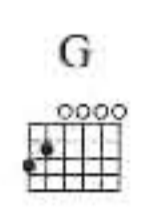
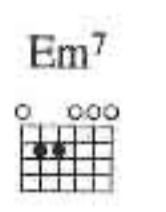
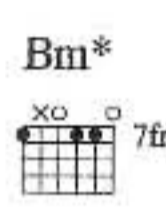
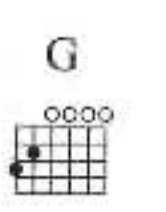
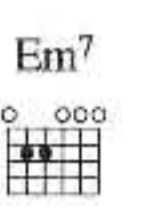
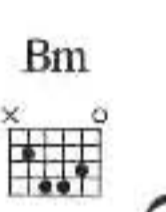



for me, and they spun a web_ for me, and they spun a web_

G*  3fr
 F#m  2fr
 Em 

G 
 Em7 
 Bm*  7fr



G 
 Em7 
 Bm*  7fr
 G 
 Em7 
 Bm*  7fr
 G 
 Em7 
 Bm 



Verse 3:
 Oh no, I see a spider web and it's me in the middle.
 So I twist and turn, but here am I in my little bubble.

Singing out ah, I never meant to cause you trouble,
 Ah, I never meant to do you wrong.
 And ah, well if I ever caused you trouble,
 Then oh no, I never meant to do you harm.