

# SHIVER

Words & Music by Guy Berryman, Jon Buckland, Will Champion & Chris Martin





Guitar tuned:

① = D $\sharp$  ④ = B


② = B ⑤ = A





③ = G ⑥ = E  $\text{♩} = 78$

The musical score is presented in a grand staff format, with a treble clef for the guitar and a bass clef for the piano accompaniment. The key signature is D major (two sharps) and the time signature is 12/8. The score is divided into four systems. Each system includes guitar-specific chord diagrams above the treble staff, often with fret numbers (fr) and fingerings (T) indicated. The first system features chords Emaj7, Emaj13/F#, and Emaj7. The second system includes Emaj13/F#, B, F#m11, Aadd9, and G#m. The third system contains B, F#m11, Aadd9, G#m, B, and F#m11. The fourth system consists of Aadd9, G#m, Aadd9, and G#m. The piano part provides a rhythmic accompaniment with chords and melodic lines in both hands. The score concludes with the lyrics '1. So 1'.


E fr4  E sus2 fr3  E fr4  E sus2 fr3 





look in your di - rec - tion but you pay me no at - ten - tion — do you? —  
*(Verse 2 see block lyric)*




B fr8  Bmaj7 fr3  B fr8  Bmaj7 fr3 





And I




E fr4  E sus2 fr3  E fr4  E sus2 fr3 

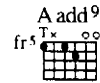
know you don't lis - ten to me cos you say you see straight through me — don't



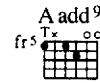
B fr8  Bmaj7 fr3  B fr8  B add11 fr9 

you? But on and on —





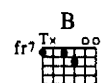
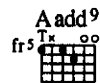
Yeah, I'll al - ways - be wait - ing for you.



Yeah, I'll al - ways - be wait - ing for you.



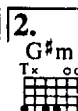
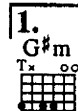
For — you I will al - ways - be wait - ing. And it's



you — I see, — but you don't see — me. — And it's you — I hear, — oh, so







Shi - ver. Ooh. I'll




al - ways - be wait - ing - for you. 2. So you you.




Yeah, I'll al - ways - be wait - ing for you.







from the mo - ment I wake to the mo - ment I sleep



I'll be there by your side, just you try and stop me.



I'll be wait - ing in line just to see if you care.



Oh, oh.

A add<sup>9</sup> fr<sup>5</sup> G#m B F#m<sup>11</sup> A add<sup>9</sup> G#m

loud and so clear. I'll sing it loud and clear. And I'll

A add<sup>9</sup> fr<sup>5</sup> G#m Emaj<sup>7</sup> E sus<sup>2</sup> fr<sup>3</sup>

al - ways - be wait - ing - for you. So I look in your di - rec - tion, but you

Emaj<sup>7</sup> E sus<sup>2</sup> fr<sup>3</sup> Emaj<sup>7</sup> E sus<sup>2</sup> fr<sup>3</sup> Emaj<sup>7</sup> E sus<sup>2</sup> fr<sup>3</sup>

pay me no at - ten - tion and you know how much I need you, but you nev - er ev - en see me. -

Verse 2:

So you know how much I need you  
 But you never even see me do you?  
 And is this my final chance of getting you?

But on and on, from the moment I wake etc.