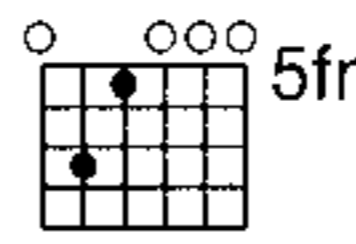


WHO WANTS TO LIVE FOREVER

Words & Music by
Brian May

Free time

Em

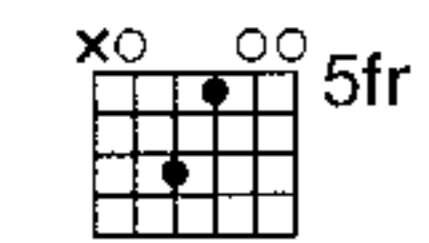


There's no

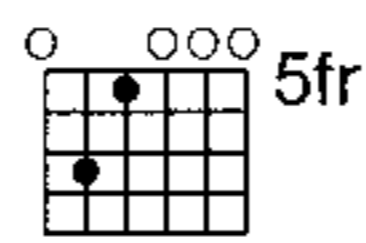
Ad.

Tempo rubato (♩ = 72)

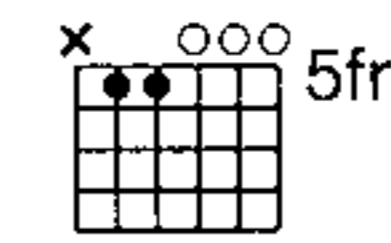
Amadd9



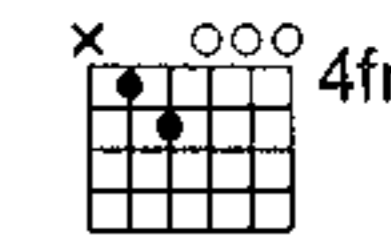
Em



Em7/D

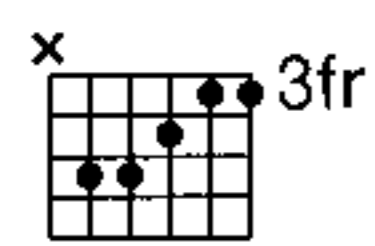


Em6/C#

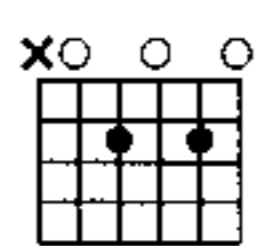


time for us, there's no place for us. What is this

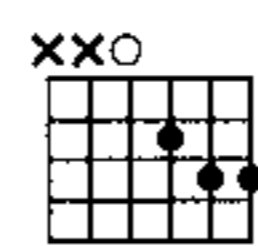
G/D



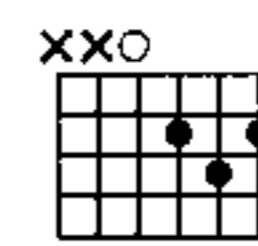
A7



Dsus4



D



thing that builds our dreams, yet slips a way from us. Who

C G/B Am C Gmaj7/B Am7

wants to live for - ev - er? _____ Who wants to live for - ev - er? _____

Red.

D11 Dadd9 Amadd9

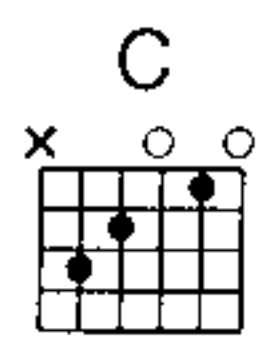
Ooh. _____ There's no chance for us, _____ it's all _____ de -

Em Em7/D Em6/C# G/D A7

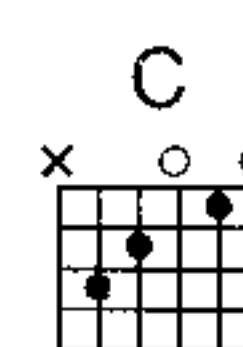
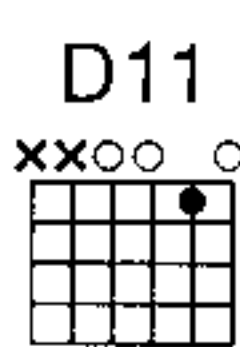
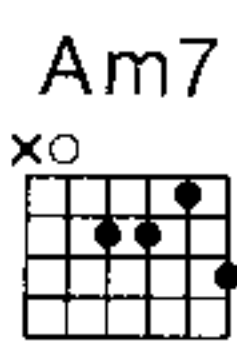
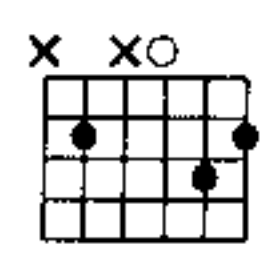
- ci - ded for us. _____ This world has on - ly one sweet mo - ment set a -

Dsus4 D C G/B Am

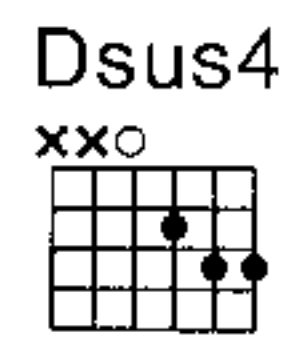
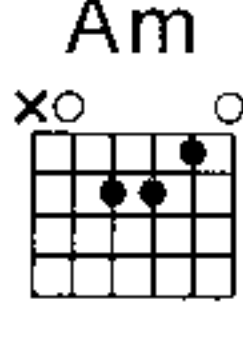
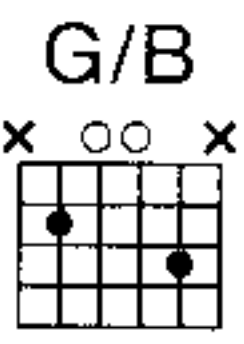
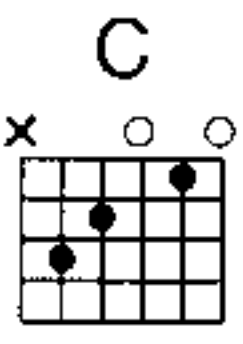
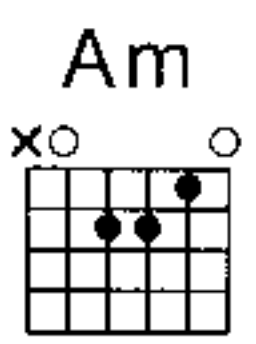
- side for us. _____ Who wants to live for - ev - er? _____ Who



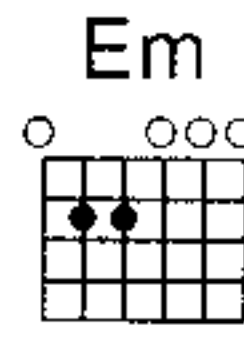
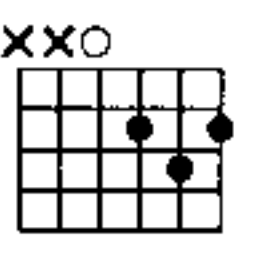
Gmaj7/B



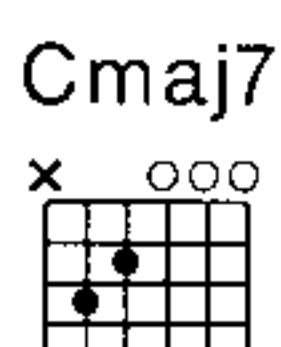
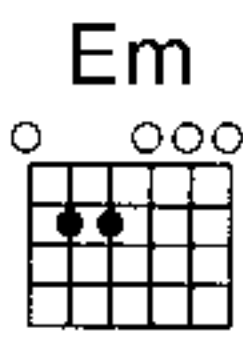
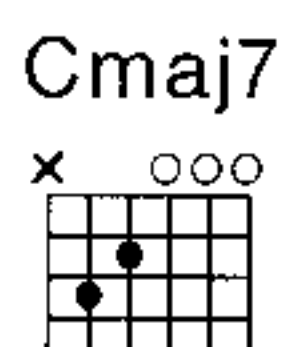
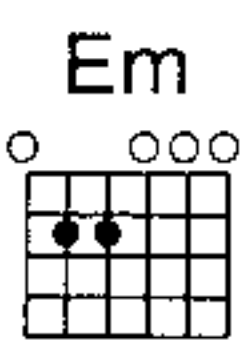
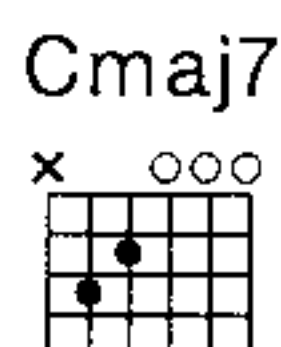
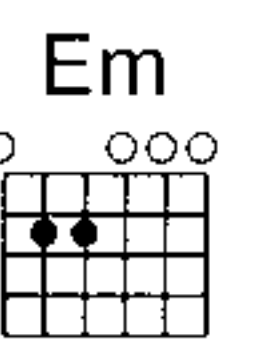
wants to live for - ev - er? Ooh.



Who dares to love for - ev-er? Oh,



ooh, when love must die.

C Em C Em

But touch my tears with your lips, touch my world with your fin-ger -

C G D/F# Em G D/F#

- tips. And we can have for - ev - er, and we can love for -

Em Em7/D Em6/C# A7/C# Dadd9 Bb/D

- ev-er. For - ev - er is our to-day. Who

G D/F# Em G D/F# Em Em7/D

wants to live for - ev-er? Who wants to live for - ev-er? For -

72

Em6/C# 4fr A7/C# 4fr Dsus⁴ 2fr Gm7/D 3fr

- ev - er is our to - day. Who

Detailed description: This system contains the first two systems of music. The top system features a vocal line with lyrics '- ev - er is our to - day.' and a piano accompaniment. Above the vocal line are four guitar chord diagrams: Em6/C# (4fr), A7/C# (4fr), Dsus⁴ (2fr), and Gm7/D (3fr). The piano accompaniment includes a treble clef with a melody and a bass clef with a bass line. A fermata is placed over the final notes of the piano accompaniment in this system.

Em Cmaj7/E Em Cm

waits for - ev - er a - ny - way?

Detailed description: This system contains the third and fourth systems of music. The top system features a vocal line with lyrics 'waits for - ev - er a - ny - way?' and a piano accompaniment. Above the vocal line are four guitar chord diagrams: Em, Cmaj7/E, Em, and Cm (3fr). The piano accompaniment includes a treble clef with a melody and a bass clef with a bass line. A fermata is placed over the final notes of the piano accompaniment in this system.

Em C/E Am7/E Em Em9

Detailed description: This system contains the fifth and sixth systems of music. The top system features a piano accompaniment. Above the piano line are five guitar chord diagrams: Em, C/E, Am7/E, Em, and Em9. The piano accompaniment includes a treble clef with a melody and a bass clef with a bass line. A fermata is placed over the final notes of the piano accompaniment in this system.

A9/E 5fr Em

Detailed description: This system contains the seventh and eighth systems of music. The top system features a piano accompaniment. Above the piano line are two guitar chord diagrams: A9/E (5fr) and Em. The piano accompaniment includes a treble clef with a melody and a bass clef with a bass line. A fermata is placed over the final notes of the piano accompaniment in this system.

rit. Dadd9 E5

Detailed description: This system contains the ninth and tenth systems of music. The top system features a piano accompaniment. Above the piano line are three guitar chord diagrams: Dadd9, rit. (ritardando), and E5. The piano accompaniment includes a treble clef with a melody and a bass clef with a bass line. A fermata is placed over the final notes of the piano accompaniment in this system.