

SHUT UP

Music by Will Adams, Jaime Gomez and George Pajon Jr.
© 2001 DEUDET COPPEN TRANSCRIPTION PUBLISHING
Rights for Black Eyed Peas assigned to MUSIC PUBLISHING CO.

Black Eyed Peas - Shut up

Moderato $\text{♩} = 112$

Transcription by Deusdet Coppen

The image shows a piano transcription of the song 'Shut Up' by Black Eyed Peas. It consists of three systems of musical notation, each with a treble and bass clef staff. The first system is marked 'Piano' and 'mp' (mezzo-piano). It features a guitar chord diagram for Dm and a bass line with a steady eighth-note pattern. The second system is marked 'expressive' and includes guitar chord diagrams for Bb and Gm6. The third system is marked 'mf' (mezzo-forte) and includes guitar chord diagrams for A and Dm. The notation includes various musical symbols such as slurs, ties, and dynamic markings.



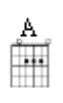
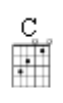
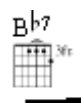
First system of musical notation, featuring a treble and bass clef with a key signature of one flat. The music consists of rhythmic patterns in both hands.



Second system of musical notation, continuing the rhythmic patterns from the first system.



Third system of musical notation, starting with a dynamic marking of *f* (forte). The music continues with rhythmic patterns.



Fourth system of musical notation, featuring a variety of chord changes and rhythmic patterns.



Fifth system of musical notation, including the instruction *solito voce* (solo voice) written in the bass staff.



Sixth system of musical notation, concluding the piece with rhythmic patterns.

First system of musical notation. The treble clef staff contains a melodic line with eighth and sixteenth notes. The bass clef staff contains a bass line with chords and moving lines. Above the treble staff, guitar chord diagrams are shown for Bb and A.

Second system of musical notation. The treble clef staff continues the melodic line. The bass clef staff features a bass line with chords. A guitar chord diagram for Dm is shown above the treble staff.

Third system of musical notation. The treble clef staff has a melodic line with some rests. The bass clef staff has a bass line with chords. Above the treble staff, guitar chord diagrams for Bb and Gm are shown.

Fourth system of musical notation. The treble clef staff features a complex melodic line with many sixteenth notes. The bass clef staff has a bass line with chords. Above the treble staff, guitar chord diagrams for A and Dm are shown.

Fifth system of musical notation. The treble clef staff has a melodic line with some chords. The bass clef staff has a bass line with chords. Above the treble staff, guitar chord diagrams for Bb, Gm, and C are shown.

Sixth system of musical notation. The treble clef staff has a melodic line with some chords. The bass clef staff has a bass line with chords. Above the treble staff, guitar chord diagrams for Gm and A are shown.

Dm

The first system of music consists of two staves. The treble staff contains a melodic line with eighth and sixteenth notes, starting with a Dm chord diagram above it. The bass staff provides a steady accompaniment of eighth notes.

B^b Gm

The second system continues the piece. The treble staff has a more active melodic line. The bass staff continues with eighth-note accompaniment. Chord diagrams for B^b and Gm are shown above the treble staff.

A Dm

The third system shows a change in the bass line, with some rests and a more rhythmic pattern. The treble staff continues its melodic development. Chord diagrams for A and Dm are shown above the treble staff.

B^b

The fourth system features a more complex bass line with some rests and a steady eighth-note accompaniment. The treble staff continues with eighth-note patterns. A B^b chord diagram is shown above the treble staff.

Gm A

The fifth system has a treble staff with eighth-note patterns and a bass staff with a steady accompaniment. Chord diagrams for Gm and A are shown above the treble staff.

Dm

The sixth system concludes the piece. The treble staff has a melodic line with eighth notes, and the bass staff has a steady accompaniment. A Dm chord diagram is shown above the treble staff.

First system of musical notation. The treble clef staff contains a melodic line with eighth and sixteenth notes. The bass clef staff contains a bass line with chords and moving lines. Above the staff, guitar chord diagrams are provided for Bb, Gm, C, Gm, and A.

Second system of musical notation. The treble clef staff continues the melodic line. The bass clef staff features a prominent eighth-note accompaniment pattern. A Dm guitar chord diagram is shown above the staff.

Third system of musical notation. The treble clef staff has a complex eighth-note accompaniment. The bass clef staff has a steady eighth-note bass line. Bb and Gm guitar chord diagrams are shown above the staff.

Fourth system of musical notation. The treble clef staff continues with eighth-note accompaniment. The bass clef staff has a moving bass line. An A guitar chord diagram is shown above the staff.

Fifth system of musical notation. The treble clef staff has a melodic line with eighth notes. The bass clef staff has a steady eighth-note accompaniment. Dm and Bb guitar chord diagrams are shown above the staff.

Sixth system of musical notation. The treble clef staff has a melodic line with eighth notes. The bass clef staff has a steady eighth-note accompaniment. Gm and A guitar chord diagrams are shown above the staff.

Musical notation system 1. Chords: Dm, Bb.

Musical notation system 2. Chords: Gm, A.

Musical notation system 3. Chord: Dm.

Musical notation system 4. Chords: Bb, Gm.

Musical notation system 5. Chord: A.

Musical notation system 6. Chord: Dm.

First system of musical notation, measures 1-4. The key signature is B-flat major. The guitar chord diagrams above the staff are: Bb (measure 1), Gm (measure 2), and A (measures 3-4). The melody in the treble clef consists of eighth notes and quarter notes. The bass line in the bass clef consists of quarter notes.

Second system of musical notation, measures 5-8. The guitar chord diagram above the staff is: Dm (measure 5). The melody in the treble clef continues with eighth and quarter notes. The bass line in the bass clef consists of quarter notes.

Third system of musical notation, measures 9-12. The guitar chord diagrams above the staff are: Bb (measure 9), Gm (measure 10), and A (measures 11-12). The melody in the treble clef continues with eighth and quarter notes. The bass line in the bass clef consists of quarter notes.

Fourth system of musical notation, measures 13-16. The guitar chord diagram above the staff is: Dm (measure 13). The melody in the treble clef features eighth notes and quarter notes. The bass line in the bass clef consists of quarter notes.

Fifth system of musical notation, measures 17-20. The guitar chord diagrams above the staff are: Bb (measure 17) and Gm (measures 18-20). The melody in the treble clef features eighth notes and quarter notes. The bass line in the bass clef consists of quarter notes.

Sixth system of musical notation, measures 21-24. The guitar chord diagram above the staff is: A (measure 21). The melody in the treble clef features eighth notes and quarter notes. The bass line in the bass clef consists of quarter notes.

Title: Shut Up
Performed by: Black Eyed Peas
Arranger: Deusdet Coppen
Instrument: Piano
Styles: Pop Rock

Shut Up

Black Eyed Peas

Composição: Will Adams, Jaime Gomez and George Pajon Jr.



Shut Up Cala a boca

Shut up	Cala a boca
Just shut up	Só cala a boca
Shut up (3x)	Cala a boca (3x)
Shut it up, just shut up	Cala a boca, só cala a boca
Shut up	Cala a boca
Just shut up	Só cala a boca
Shut up (3x)	Cala a boca
Shut it up, just shut up	Apenas cala a boca ,só cala a boca

[Chorus]

We try to take it slow
 But we're still losin control
 And we try to make it work
 But it still isn't the worst
 And I'm craazzzy
 For tryin to be your laaadddy
 I think I'm goin crazy

[Refrão]

Tentamos ir com calma
 Mas continuamos perdendo o controle
 Tentamos fazer dar certo
 Mas sempre dá errado
 E eu sou louca
 Por tentar ser sua dama
 Acho que estou enlouquecendo

Girl, me and you were just fine (you know)	Garota, eu e você estávamos tão bem (você sabe)
We wine and dine	Nos divertimos e jantamos
Did them things that couples do when in love (you know)	Fizemos aquelas coisas que um casal faz quando está apaixonado (você sabe)
Walks on the beach and stuff (you know)	Andar na praia e coisas assim (você sabe)
Things that lovers say and do	Coisas que amantes dizem e fazem
I love you boo, I love you too	Eu te amo amor ,eu te amo também
I miss you a lot, I miss you even more	Eu sinto a sua falta, eu sinto ainda mais
That's why I flew you out	É por isso que eu te dei o fora:

When we was on tour
But then something got out of hand
You start yellin when I'm with my friends

Even though I had legitimate reasons (bull shit)
You know I have to make them evidence (bull shit)
How could you trust our private lives girl
That's why you don't believe my lies
And quit this lecture

[Chorus]

Why does he know she gotta move so fast
Love is progress if you could make it last
Why is it that you just lose control
Every time you agree on takin it slow
So why does it got to be so damn tough
Cuz fools in lust could never get enough of love
Showin him the love that you be givin
Changing up your livin
For a lovin transistion
Girl lip so much she tryin to get you to listen
Few mad at each other has become our tradition
You yell, I yell, everybody yells
Got neighbors across the street sayin
" Who the hell?!?"
Who the hell?
What the hell's going down?
Too much of the bickering
Kill it with the sound and

[Chorus]

Girl our love is dyin
Why can't you stop tryin
I never been a quitah
But I do deserve betta
Believe me I will do bad
Let's forget the past
And let's start this new plan
Why? Cuz it's the same old routine
And then next week I hear them scream
Girl I know you're tired of the things they say

You're damn right
Cuz I heard them lame dame excuses just yesterday
That was a different thing
No it ain't
That was a different thing
No it ain't
That was a different thing
It was the same damn thing
Same ass excuses
Boy you're useless

Whhooooaaaa
don't go! No, please! Go!
I don't know!

[Chorus]

Stop the talking baby
Or I start walking baby
Is that all there is (repeat)

Quando nós estávamos numa excursão
Mas então alguma coisa sai do controle
Você começa a gritar quando eu estou com os meus amigos

Embora eu tenha razões legítimas (mentira!)
Você sabe, eu tenho que ficar provando... (mentira!)
Como você poderia confiar na nossa vida privada garota?
É por isso que você não acredita nas minhas mentiras
E fica fazendo esse drama

[Refrão]

Por que ele sabe que ela age rapidamente
Amor é progresso se você puder fazer ele durar
Por que você simplesmente perdeu o controle
Toda vez você concorda em ir com calma
Então por que você torna tão difícil droga!!!
Por que tolos nunca poderão ter amor o suficiente
Mostre a eles o amor que você tem dado
Mudando a sua vida
Por uma transição amorosa
Ela te beija tentando te fazer escutar
sentir-se furioso um com o outro tornou-se tradição
Você grita, eu grito, todos gritam!
os vizinhos pelas ruas dizem:
"Quem diabos?!"
Quem diabos?!
Que inferno esta ocorrendo?
Muitas discussões
Mate-o com o som

[Refrão]

Garota nosso amor esta morrendo
Por que você não pára de tentar
Eu nunca serei o suficiente
Mas eu também mereço o melhor
Acredite em mim, eu a farei ruim
Vamos esquecer o passado
E tentar começar esse novo plano
Por que? é sempre a mesma velha rotina
E na semana que vem, eu ouvirei aqueles gritos
Garota eu sei que você esta cansada das coisas que dizem

Maldição! você está certo
Porque eu ouvi a mesma desculpa esfarrapada ainda ontem!
Aquilo foi diferente
Não foi, não
Aquilo foi diferente
Não foi, não
Aquilo foi diferente
Foi a mesma droga de sempre
as mesmas desculpas
Cara você é um inútil

Whoooooouuuuu
Não vá! Por favor, não!
Eu não sei...

[Refrão]

Pare de falar baby
ou eu vou dar o fora baby
Isso é tudo que há? (repete)