

THE LOVECATS

SMITH

♩ = 180

Drum Intro

guitar 1 (bass arranged for guitar)

guitar 1

Am

G

F

G

guitar 2 (piano arranged for guitar)

(vocal enters second time through)

N.C. (Am)

(G) (F)

(G)

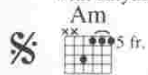
1. We _

guitar 1

Rhythm figure 1

end Rhythm figure 1

with Rhythm figure 1 (4 times)



move like cag - ey ti - gers Oh we could -n't get clos - er than

2. See additional lyrics

Rhythm figure 2

5	5	5	5	5	5	5	3	1	1	1	1
5	5	5	5	5	5	5	4	2	2	2	2
7	7	7	7	7	7	7	5	3	3	3	3



this The way we walk The way we talk The

end Rhythm figure 2

T	1	1	1	3	5	5	5	5	8	8	8	8
A	2	2	2	4	5	5	5	5	5	5	5	7
B	3	3	3	5	7	7	7	7	7	7	7	9

with Rhythm figure 2 (2 times)



way we stalk The way we kiss We slip through the streets While

1	1	1	1	1	1	1	3				
2	2	2	2	2	2	2	4				
3	3	3	3	3	3	3	5				



ev - 'ry - one sleeps Get - ting big - ger and sleek - er And




wid - er and bright - er We bite and scratch and scream

G F G



all night Let's go And throw All the songs we know,...

C Cadd9 C Dm




in- to the sea You and me All these years and no one heard

guitar 1




T
A 0 2 0
B 3 0 3 0 2

guitar 3




T 8 8 8 8 8 10 10 10 8 8 10 10 10 10 10
A 8 8 8 8 8 8 8 8 8 8 8 10 10 10 10 10
9 9 9 9 9 9 9 9 9 9 9 10 10 10 10 10
10 10 10 10 10 10 10 10 10 10 10 12 12 12 12 12


Dmadd9 Dm C Cadd9 C



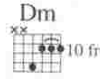



I'll show you in spring It's a treach-er-ous thing We



T
A 3 5
B 3 3 0 2 0 3



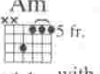

T 12 12 12 10 8 8 8 8 8 10 10 10 8
10 10 10 10 8 8 8 8 8 8 8 8 8
10 10 10 10 9 9 9 9 9 9 9 9 9
12 12 12 12 10 10 10 10 10 10 10 10 10

Dm  **Dmadd9**  **Dm**  *To Coda* 

missed you hissed the

3 5 3 5

10 10 10 10 10 10 12 12 12 13 13 13
 10 10 10 10 10 10 10 10 10 10 10 10
 10 10 10 10 10 10 10 10 10 10 10 10
 12 12 12 12 12 12 12 12 12 12 12 12





Am  *vocal 1* with Rhythm figure 1 (2 times) **F** 

love - cats _____ We missed you hissed the

vocal 2
 Ba ba ba ba ba ba Ba ba ba ba ba ba

guitar 2
 Rhythm figure 3

2 0 1 3 0 1 0 1 3 1 0 1 3 1 3 0

Am  **G**  **F**  **G**  *D. S. al Coda*

love - cats _____ 2. We're so

Ba ba ba ba ba ba Ba ba ba ba ba ba

end Rhythm figure 3

2 0 1 3 0 1 0 1 3 1 0 3 1 0 2 0

Coda with Rhythm figure 2 (first 2 bars)

love - cats _____ We missed you hissed the

guitar 1

Rhythm figure 4 end Rhythm figure 4

T
A
B 0 7 9 3 1 8 10

with Rhythm figure 4 (3 times)

love - cats _____ We missed you hissed the

with Rhythm figure 1 (6 times)
with Rhythm figure 3 (first 4 bars)

love - cats _____ We missed you hissed the

vocal 1

vocal 2

Ba ba ba ba ba ba ba Ba ba ba ba ba ba ba

love - cats _____ 3. We're so won-der - ffly won-der - ffly

won - der - ffly Won - der - ffly pret - ty _____ Oh you

know that I'd _____ do an - y - thing _____ for you _____

we should have each oth - er to din - ner we should



have each oth - er with cream Then curl up in the fire Get



up for a while _ It's the groov - i - est thing It's the per - fect dream _



Hand in hand is the on - ly way to land Al - ways the right _ way round _

guitar 1

T													
A													
B	0	2			0	2			3			3	

guitar 3

T	12	12	12	12	12	15	15	15	15	15	13	13	13	13
A	12	12	12	12	12	12	12	12	12	12	13	13	13	13
B	14	14	14	14	14	14	14	14	14	14	15	15	15	15



Not broken in piec-es Like hat-ed lit - tle meec - es

T													
A													
B	3				2				0	2			3

guitar 3

T	15	15	15	15	12	12	12	12	12	12	15	15	15	15
A	13	13	13	13	12	12	12	12	12	12	12	12	12	12
B	14	14	14	14	12	12	12	12	12	12	12	12	12	12
B	15	15	15	15	14	14	14	14	14	14	14	14	14	14

with Rhythm figure 4 (2 times)








How could we miss Some - one as dumb as _____ this _____
 (Some -







T	13	13	13	13	15	15	17	17
A	13	13	13	13	13	13	13	13
B	14	14	14	14	14	14	14	14
B	15	15	15	15	15	15	15	15

_____ Missed you hissed the love - cats
 one as dumb as _____ this)









guitar 3



7	7	7	7	7	7	7	7	5
5	5	5	5	5	5	5	5	5
5	5	5	5	5	5	5	5	5
7	7	7	7	7	7	7	7	7

with Rhythm figure 1 (2 times)
 with Rhythm figure 3

vocal 2

Ba ba ba ba ba ba ba ba Ba _____ ba ba ba

