

Recorded by Dukes of Dixieland

Jesus on the Mainline

For SATB and Piano

Duration: ca. 3:00

Arranged by
MOSES HOGAN

Traditional

Gospel Swing (♩ = 168)

Piano

mf

N.C. G/D A7(b9) Am7/D G7 C7 C#dim7

The piano introduction is in 4/4 time with a key signature of one sharp (F#). It begins with a whole rest in the right hand and a bass line starting on G4. The melody in the right hand starts on G4 and moves through several chords: N.C., G/D, A7(b9), Am7/D, G7, C7, and C#dim7. The dynamics are marked *mf*.

Solo

mf

Je - sus on the main - line,

G/D C/G G/D C/D G C/G G/D C/D

The first vocal line is a solo for the Soprano part. It begins with a whole rest and then enters on the second measure with the lyrics "Je - sus on the main - line,". The piano accompaniment continues with chords G/D, C/G, G/D, C/D, G, C/G, G/D, and C/D. The dynamics are marked *mf*.

Solo

Je - sus on the main - line,

Soprano

Alto Tell him what you want.

Tenor

Unis. *mf*

Bass

The second vocal line features a solo for the Soprano part with the lyrics "Je - sus on the main - line,". Below it, the Alto part has the lyrics "Tell him what you want." The Tenor and Unison parts are marked *mf*. The piano accompaniment continues with chords G, G7, and C.

G G7 C

The piano accompaniment for the second system continues with chords G, G7, and C. The bass line provides a steady accompaniment for the vocal parts.

Dixieland Combo parts available digitally
halleonard.com/choral

13

Oh, Je - sus on the main - line,

Unis.
Tell him what you want. Je - sus on the main - line,

Unis.

13

G7 C/D C/G G/D C/D G C/G G/D C/D

Why don't you?

Tell him what you want. Call him up and tell him what you want.

Unis.

G B Em C G/D Em7 A7 Am7/D

15

21

Oh, if you're sick and can't get well,

21

G C G C/G G/D C/D G

19

Oh, if you're sick and can't get well,

Tell him what you want.

Unis.

23

23

29

Oh, if you're sick and can't get well,

Unis. Tell him what you want. If you're sick and can't get well,

Unis.

29

C/G G/D C/D G

27

Why don't you?

Tell him what you want. Call him up and tell him what you want.

Unis.

G/B B/D# Em C C#m G/D Em7 A7 Am7/D

31

37

Oh, call him. Call him up and

Call him up, call him up,

Detailed description: This system contains the first two staves of music. The top staff is a vocal line in G major, starting with a measure rest, followed by a quarter note G, a quarter note A, a quarter note B, and a quarter note C. The lyrics 'Oh, call him.' are under these notes. This is followed by a measure rest, then a quarter note G, a quarter note A, a quarter note B, and a quarter note C. The lyrics 'Call him up and' are under these notes. A triplet of eighth notes (G, A, B) is marked with a '3' above it. The bottom two staves are piano accompaniment, with the right hand playing chords and the left hand playing a simple bass line. The lyrics 'Call him up, call him up,' are placed between the piano staves.

G C C#dim7 G

37

35

Detailed description: This system shows the piano accompaniment for the first system. The right hand has chords for G, C, C#dim7, and G. The left hand has a rhythmic pattern of eighth notes. A box with the number '37' is above the right hand. The number '35' is written below the left hand.

tell him. Oh, oh, oh, call him up and tell

tell him what you want. Call him up, call him up,

Detailed description: This system contains the second two staves of music. The top staff is a vocal line starting with a quarter note G, a quarter note A, a quarter note B, and a quarter note C. The lyrics 'tell him.' are under these notes. This is followed by a measure rest, then a quarter note G, a quarter note A, a quarter note B, and a quarter note C. The lyrics 'Oh, oh, oh,' are under these notes. This is followed by a measure rest, then a quarter note G, a quarter note A, a quarter note B, and a quarter note C. The lyrics 'call him up and tell' are under these notes. A triplet of eighth notes (G, A, B) is marked with a '3' above it. The bottom two staves are piano accompaniment. The lyrics 'tell him what you want. Call him up, call him up,' are placed between the piano staves.

G7 C

39

Detailed description: This system shows the piano accompaniment for the second system. The right hand has chords for G7 and C. The left hand has a rhythmic pattern of eighth notes. A box with the number '39' is above the right hand. The number '39' is written below the left hand.

45

— him. Just call him up, call him up, and tell
 tell him what you want. Call him up, call him up,

G 45

43

Why don't you?
 tell him what you want. Call him up and
 Unis. Unis.

B B7 Em C C#dim7 G/D Em

47

Soprano 53

Alto **tell him what you want.**

Tenor

Bass

A7 Am7/D G Am A#dim G/B G/D D G

50

F#7 G F#7 G G7 C

54

C7 b9. G 61

58

B B7/D# Em C C#dim7 G/D Em G/D A7/C# Am7/D

63

69 **Unis. mp**

Soprano
Alto
Tenor
Bass

Call him, call him,

G F#7 G

mf

67

Unis.

call him, call him up. Call him, call him,

G7 C

71

77

tell him what you want. Call him, call him,

G

75

79

tell him what you want. Tell him what you
 B7 B7sus Em7 C C#dim7 G/D Em7 Am7 Am7/D

85

Solo *mf*
 Yes, Je - sus on the main - line.
 Soprano
 Alto want.
 Tenor
 Bass

83 G C C#dim D 85 G C/G G/D C/D G C/G G/D C/D

Oh, Je - sus on

mf
Tell him what you want.

Unis. *mf*

G C/G C/D G/D G7 C G C/G

87

— the main - line, just tell him. Oh,


Unis.
Tell him what you want.

Unis.

C G C/G C G C/D

90


93



Je - sus on the main - line. Yes, tell him what you want,
 Je - sus on the main - line. Tell him what you want.

93

G C/G G/D C/D G C/G G/D C/D G B



93


— yeah!

— Call him up and tell him what you want.

Unis.



Em C G/D Em7 A7 Am7/D



96

101 *f*
 Call him up
 Call him up,

99 101 *f*
 G C G Cm/Eb Cm/F Eb7/G Ab Db Ab

and then tell him what you want. Oh, oh, oh,
 call him up, tell him what you want.

102 *Ab7*

call him. Call him up and tell him.

Call him up, call him up, tell him what you want.

Db Ab(#5) Db Ab(#5) Db

105

Detailed description: This system contains the first two staves of music. The top staff is a vocal line in G major (one flat) with lyrics 'call him. Call him up and tell him.' It features a triplet of eighth notes on the word 'up'. The middle two staves are piano accompaniment, with the right hand playing chords and the left hand playing a bass line. The chord chart above the piano part indicates chords: Db, Ab(#5), Db, Ab(#5), and Db. The measure number 105 is at the start of the piano part.

Why don't you call him? Call him up and

Call him up, call him up,

109 Db Ab Db Ab

108

Detailed description: This system contains the second two staves of music. The top staff is a vocal line in G major with lyrics 'Why don't you call him? Call him up and'. It features a triplet of eighth notes on the word 'up'. The middle two staves are piano accompaniment with lyrics 'Call him up, call him up,'. The chord chart above the piano part indicates chords: Ab, Db, Ab, and Db. The measure number 109 is at the start of the vocal line, and 108 is at the start of the piano part.

tell him. Why don't you?
 tell him what you want. Call him up and
 Unis.

C Fm Ab/Eb Db/F F7

111

Oh, why don't you?
 tell him what you want.

Bb Bbm7/Eb Ab Db Ab Bbm7/Db Bdim7/D

114

117 **Meno mosso** *ff*

Ah.

ff

Call him up and tell him what you want.

ff

117 **Meno mosso**

Ab/Eb Bb Bbm/Eb Db

ff

117

molto rit.

molto rit.

molto rit.

Ab *ad lib.*

molto rit. *pesante*

121